


WE ARE WE ARE
FEEL & MIX FEEL & MIX
CONCEPT CONCEPT
PORCELAIN PORCELAIN
WE ARE WE ARE
FEEL & MIX FEEL & MIX
CONCEPT CONCEPT

TAU
cerámica



TAU
cerámica

Feel
&
Mix

La marca

Brand

TAU se consolida como marca de referencia mundial en el sector cerámico, por la calidad técnica y estética de nuestro producto, por nuestra apuesta constante por la innovación y el desarrollo y por el compromiso con nuestro entorno social y ambiental.

TAU is consolidated as a world reference brand in the ceramic sector. We are proud of our commitment to innovation and development and our commitment to our social and environmental surroundings.

The image shows a modern building facade with a large, white, three-dimensional logo for TAU ceramica. The word "TAU" is in a bold, sans-serif font, and "ceramica" is in a cursive script below it. The building has a light-colored, grid-patterned facade. The sky is blue with scattered white clouds, and some green foliage is visible in the foreground.

TAU
ceramica

VISIÓN

OUR VISION

Liderar el sector cerámico a través de una experiencia de compra empática que ayude al vendedor a vender y al comprador a decidir.

Leading ceramic industry through a purchasing experience empathy that helps the seller to sell and the buyer to decide.



MISIÓN

OUR MISSION

Transformamos la naturaleza para crear superficies porcelánicas que ayuden a nuestros clientes en su crecimiento y diferenciación.

We transform nature to create porcelain surfaces that help our clients in their growth and differentiation.




EMPATÍA

EMPATHY

LIDERAZGO

LEADERSHIP



ILUSIÓN
ENTHUSIASM



MEZCLA
MIXTURE

“

Aplicando criterios de mejora continua, llevamos a cabo una valorización interna de los residuos y una recogida selectiva de los mismos como cartón, plástico o madera.

Applying criteria of continuous improvement, we carry out an internal recovery of the waste and a selective collection of the same as cardboard, plastic or wood.

”



Uso de energías limpias / *Green energy used*

> 67%

Recuperación aguas / *wastewater recovery*

> 87%

TAU está comprometida con la optimización en la gestión del agua, basada en los principios de reutilización y optimización de la misma en diferentes procesos. Además, apuesta por la aplicación constante criterios de eficiencia energética en sus instalaciones y actividades.

TAU is committed to the optimisation of water management, based on the principles of reuse and optimisation of water in different processes. It is also committed to the constant application of energy efficiency criteria in its facilities and activities.



Desarrollo sostenible *Sustainable development*

TAU cerámica cuenta con un sistema de gestión ambiental para identificar y minimizar el impacto de sus operaciones sobre las emisiones atmosféricas, aguas residuales, residuos y contaminación acústica. Sistema Integrado de Gestión (SIG), diseñado por Ecoembes y encaminado a la recogida selectiva y recuperación de residuos de envases para su tratado, reciclado y valoración.

La compañía cuenta con Declaraciones Ambientales de Producto (DAP) para todas las familias de producto que comercializa. Una declaración concedida por Aenor en 2014 y ampliada en 2015 que destaca productos respetuosos con el medio ambiente.

TAU ceramics has an environmental management system to identify and minimize the impact of its operations on air emissions, wastewater, waste and noise pollution. Integrated Management System (SIG), designed by Ecoembes and aimed at the selective collection and recovery of packaging waste for treatment, recycling and assessment.

The company has Environmental Product Declarations (EPDs) for all the product families it markets. A declaration granted by Aenor in 2014 and extended in 2015 that highlights environmentally friendly products.





Feel & Mix

Sólo necesitamos 20 segundos para saber si algo nos gusta o no nos gusta. Las sensaciones que nos transmiten nuestros sentidos nos ayudan a decidirnos.

Por eso, en TAU Cerámica hemos configurado diferentes estilos de **moodboards** que guíen tu elección de producto. **Diseñamos por ti para hacerle la vida más fácil al vendedor y al cliente.**

En la mezcla está la pureza y en TAU Cerámica apostamos por ello.

Mezcla de diferentes tipologías de producto, de diferentes formatos, relieves y acabados.

Formando un espacio coordinado y armónico donde el cliente se sienta cómodo. Todo es combinable con el gusto adecuado y ése es el aporte de valor de la marca.

We only need 20 seconds to decide if we like something or not. The sensations that our senses transmit to us help us in the decision making process.

For this reason, at TAU Cerámica we have configured different styles of moodboards to guide your choice of product. **We design for you to make life easier for the seller and the customer.**

Purity is in the mix and at TAU Cerámica we bet on it.

Mix of different types of product, of different formats, reliefs and finishes.

Forming a coordinated and harmonious space where the client feels comfortable. Everything is combinable with the right taste and that is the contribution of brand value.



Moodboards

Es la herramienta que utilizan diseñadores, arquitectos y decoradores para resumir en un panel todas las ideas e inspiraciones.


Esta **herramienta nos ayuda a agilizar el proceso de comprensión** por parte del cliente, y a **reducir el tiempo en la toma de decisiones.**

It is the tool that designers, architects and decorators use to summarize all ideas and inspirations in one panel.


This tool helps us streamline the understanding process by the client, and **reduce the time in making decisions.**

PALETA CROMÁTICA CÁLIDA WARM COLOR PALETTE

MEDITERRANEAN



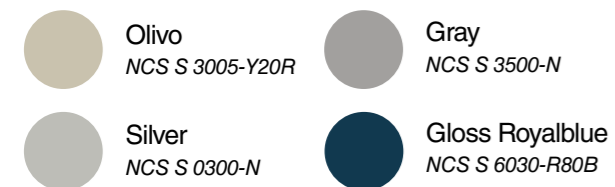
DESERT



NEUTRAL

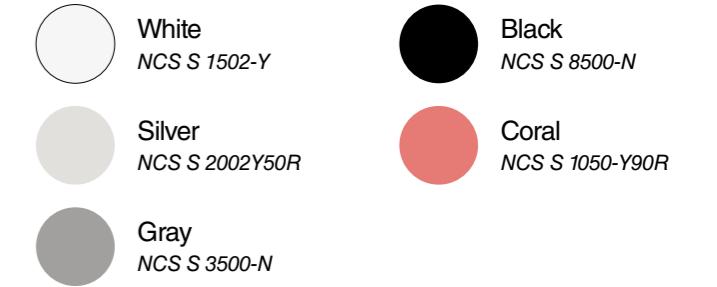


METALLIC

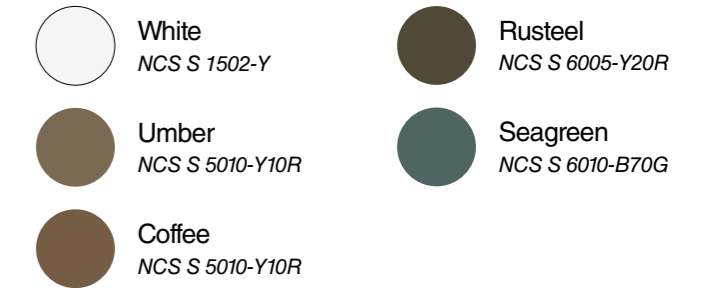


PALETA CROMÁTICA FRÍA COLD COLOR PALETTE

FUSION



COLONIAL



TEMPERATE



BASICS



ÍNDICE INDEX INDICE

MEDITERRANEAN

CAT.	TIPOLOGÍA	SERIE	COLOR	CAT.	TIPOLOGÍA	SERIE	COLOR
P	MARBLE	AVORIO	CREAM	W	STONE	INTEGRA WALL	GREIGE
W	BASIC	BIANCHI	AQUAMARINE	P	CEMENT	LEMA	GREIGE
P	WOOD	BOHARS	CAMEL	P	CEMENT	LUNEVILLE	LINEN
P	WOOD	CARABELA	CAMEL	W	BASIC	MAIOLICA	AQUAMARINE
W	CEMENT	CASSIS	SAND	P	WOOD	MARSALA	TAN
W	CEMENT	CASSIS	GOLD	P	CEMENT	MAXXI	GRAY
W	CEMENT	CASSIS	LINEN	P	METAL	METAL	STEEL
W	TEXTIL	CHANNEL	MIX	P	WOOD	ORIGIN	UMBER
W	TEXTIL	CHANNEL	LINEN	P	WOOD	PALIANO	CAMEL
W	BASIC	CLASSIC	CREAM	P	WOOD	RAGUSA	UMBER
P	CLAY	CORTEN WALL	UMBER	P	WOOD	RENNES	TAN
P	MARBLE	CROTONE	TAN	P	CLAY	TERRACOTTA	WHITE
P	CEMENT	DEVON	TAN	P	TEXTIL	TISSE	BLUE
P	WOOD	DILUCA	TAN	W	TEXTIL	TISSE WALL	LINEN
W	BASIC	ESSENCE	CAMEL	W	TEXTIL	TISSE WALL	MIX
P	WOOD	ETERNAL	HAYA	W	STONE	TOSCANA WALL	IVORY
P	CEMENT	EVIAN	LINEN	W	MARBLE	TRAVERTINO	SAND
W	CEMENT	EVIAN WALL	LINEN	P	STONE	WORNSTONE	WHITE
P	WOOD	FOREVER	ROBLE	W	CEMENT	YAIZA	BEIGE
W	BASIC	GRISHA	SAND	W	CEMENT	YAIZA	MARFIL
P	STONE	INTEGRA	GREIGE				

NEUTRAL

CAT.	TIPOLOGÍA	SERIE	COLOR	CAT.	TIPOLOGÍA	SERIE	COLOR
P	MARBLE	ALTAMURA	PEARL	P	CEMENT	LEMA	WHITE
W	MARBLE	ALTAMURA WALL	PEARL	P	CEMENT	LEMA	PEARL
W	CEMENT	AMANTEA	WHITE	W	CEMENT	LEMA WALL	WHITE
W	CEMENT	AMANTEA	PEARL	W	CEMENT	LEMA WALL	PEARL
W	BASIC	ARCHITONIC	PEARL	W	CEMENT	LEMA WALL	MIX
W	BASIC	ARCHITONIC	LINEN	P	STONE	LITIUM	PEARL
W	MARBLE	BERLUZZI	PEARL	W	STONE	LITIUM WALL	PEARL
W	CEMENT	BIANCHI	WHITE	P	STONE	MAINSTONE	SILVER
P	STONE	BORRIOLSTONE	WHITE	W	CEMENT	MARNE	WHITE
P	CEMENT	CANON	WHITE	W	CEMENT	MARNE	PEARL
W	CEMENT	CASSIS	PEARL	P	TEXTIL	MATERIA	TEXTILE
P	CEMENT	CASTROVILLARI	WHITE	P	STONE	MATERIA	STONE
P	CEMENT	CASTROVILLARI	PEARL	P	CEMENT	MAXXI	WHITE
W	TEXTIL	CHANNEL	WHITE	W	BASIC	MURADA	WHITE
W	STONE	CORNWALL	WHITE	P	WOOD	NATURE	WHITE
W	STONE	CORNWALL	TAN	P	CEMENT	ORISTAN	ARENA
P	CLAY	CORTEN WALL	LINEN	P	CEMENT	ORISTAN	PEARL
W	METAL	CORTEN WALL	IVORY	P	CEMENT	ORISTAN	PERLA
P	CEMENT	COSMOPOLITA	WHITE	P	WOOD	ORISTANO	WHITE
W	CEMENT	COSMOPOLITA WALL	WHITE	P	STONE	PALOMASTONE	WHITE
P	CEMENT	DEVON	WHITE	W	STONE	PALOMASTONE WALL	WHITE
W	CEMENT	DEVON WALL	WHITE	P	WOOD	RENNES	WHITE
P	WOOD	DILUCA	WHITE	P	STONE	ROADSTONE	LINEN
P	MARBLE	ELITE	WHITE	P	STONE	ROADSTONE	PEARL
W	BASIC	ESSENCE	NACAR	W	STONE	ROADSTONE WALL	MIX
P	CEMENT	ESSENZIALE	WHITE	W	STONE	ROADSTONE WALL	WHITE
P	CEMENT	ESSENZIALE	LINEN	W	STONE	ROADSTONE WALL	PEARL
P	CEMENT	EVIAN	WHITE	W	STONE	ROADSTONE WALL	LINEN
W	CEMENT	EVIAN WALL	WHITE				
P	STONE	FIDENZA	LINEN				
P	STONE	FIDENZA	PEARL				
P	WOOD	FOREVER	ARCE	P	METAL	SASSARI	PEARL
W	BASIC	GRISHA	WHITE	P		SASSARI	WHITE
P	STONE	INTEGRA	WHITE	P	MARBLE	TAJ MAHAL	WHITE
P	STONE	INTEGRA	PEARL	P	CLAY	TERRACINA	WHITE
W	STONE	INTEGRA WALL	WHITE	P	TEXTIL	TISSE	WHITE
W	STONE	INTEGRA WALL	PEARL	W	TEXTIL	TISSE WALL	WHITE
P	STONE	KEMBERG	WHITE	W	STONE	TOSCANA WALL	WHITE

ÍNDICE INDEX INDICE

DESERT

CAT.	TIPOLOGÍA	SERIE	COLOR	CAT.	TIPOLOGÍA	SERIE	COLOR
P	STONE	AMPURIAS	MARFIL				
W	BASIC	ARCHITONIC	LINEN				
W	BASIC	ARCHITONIC	TAN				
W	MARBLE	BERLUZZI	SAND				
P	MARBLE	BERLUZZI	SAND				
P	WOOD	BERNA	MIX				
P	WOOD	BERNA	SAND				
P	WOOD	BERNA	CAMEL				
P	WOOD	BOHARS	SAND				
P	STONE	BORRIOLSTONE	SAND				
P	WOOD	BREST	SAND				
P	WOOD	BREST	TAN				
P	WOOD	BREST	UMBER				
P	WOOD	CARABELA	SAND				
P	CEMENT	CASTROVILLARI	TAN				
P	TEXTIL	CHANNEL	GOLD				
P	STONE	CORNWALL	GOLD				
P	CLAY	CORTEN WALL	SAND				
P	CLAY	CORTEN WALL	TAN				
W	METAL	CORTEN WALL	LINEN				
P	CEMENT	COSMOPOLITA	SAND				
W	CEMENT	COSMOPOLITA WALL	SAND				
P	MARBLE	CREMA MARFIL	MARFIL				
P	MARBLE	CROTONE	SAND				
P	MARBLE	CROTONE	TAN				
W	CEMENT	DEVON WALL	TAN				
P	WOOD	DILUCA	UMBER				
P	WOOD	DIVE PLUS	TAN				
P	MARBLE	ELITE	GREIGE				
P	CEMENT	ESSENZIALE	SAND				
P	WOOD	ETERNAL	ROBLE				
P	CEMENT	EVIAN	SAND				
W	CEMENT	EVIAN WALL	SAND				
P	STONE	FIDENZA	SAND				
P	STONE	FIDENZA	TAN				
P	STONE	FIDENZA	SERENE				

METALLIC

CAT.	TIPOLOGÍA	SERIE	COLOR	CAT.	TIPOLOGÍA	SERIE	COLOR
P	MARBLE	ALTAMURA	PEARL				
P	MARBLE	ALTAMURA	SILVER				
W	MARBLE	ALTAMURA WALL	SILVER				
P	STONE	BELCASTEL	SILVER				
W	MARBLE	BERLUZZI	PEARL				
P	WOOD	BOHARS	OLIVO				
P	STONE	BORRIOLSTONE	SILVER				
P	CEMENT	CANON	SILVER				
P	WOOD	CARABELA	SILVER				
P	WOOD	CARABELA	GRAY				
P	MARBLE	CASANIA	GRAY				
W	CEMENT	CASERTA	MIX				
W	CEMENT	CASSIS	SILVER				
W	CEMENT	CASSIS	GRAY				
P	CEMENT	CASTROVILLARI	SILVER				
P	CEMENT	CASTROVILLARI	GRAY				
W	METAL	CORTEN WALL	SILVER				
P	CEMENT	COSMOPOLITA	SILVER				
P	CEMENT	COSMOPOLITA	GRAY				
W	CEMENT	COSMOPOLITA WALL	SILVER				
P	CEMENT	DEVON	SILVER				
W	CEMENT	DEVON WALL	SILVER				
P	WOOD	DIVE PLUS	GRAY				
P	MARBLE	ELITE	SILVER				
W	MARBLE	ELITE	SILVER				
W	BASIC	ESSENCE	PEARL				
W		ESSENCE	GREENISH				
P	CEMENT	ESSENZIALE	SILVER				
P	CEMENT	ESSENZIALE	GRAY				
P	CEMENT	EVIAN	PEARL				
W	CEMENT	EVIAN WALL	PEARL				
P	MARBLE	EXPLOSION	BLUE				
P	STONE	FIDENZA	SILVER				
P	WOOD	FOREVER	OLIVO				
P	WOOD	FOREVER	TILO				
P	MARBLE	GEMSTONE	ROYALBLUE				

CAT.	TIPOLOGÍA	SERIE	COLOR	CAT.	TIPOLOGÍA	SERIE	COLOR
W	BASIC	GRISHA	SILVER				
P	STONE	INTEGRA	SILVER				
W	BASIC	KALA	BLUE				
P	CEMENT	LEMA	SILVER				
W	CEMENT	LEMA	SILVER				
W	CEMENT	LEMA WALL	SILVER				
W	STONE	LEMA WALL	SILVER				
P	STONE	LITIUM	SILVER				
P	STONE	LITIUM	GRAY				
W	STONE	LITIUM WALL	SILVER				
W	STONE	LITIUM WALL	GRAY				
P	STONE	MAINSTONE	SILVER				
W	BASIC	MAIOLICA	PEARL				
W	BASIC	MAIOLICA	SILVER				
W	BASIC	MAIOLICA	ROYALBLUE				
W	BASIC	MAIOLICA	ARGENT				
W	CEMENT	MARNE	SILVER				
P	WOOD	MARSALA	GRAY				
P	METAL	MATERIA	STEEL				
P	METAL	METAL	SILVER				
P	METAL	METAL	ROYALBLUE				
W	BASIC	MURADA	SILVER				
P	WOOD	ORIGIN	SILVER				
P	CEMENT	ORISTAN	GRIS				
P	WOOD	PALIANO	SILVER				
P	STONE	PALOMASTONE	SILVER				
W	STONE	PALOMASTONE WALL	SILVER				
P	STONE	ROADSTONE	SILVER				
P	STONE	ROADSTONE	MIX				
W	STONE	ROADSTONE WALL	SILVER				
W	STONE	ROADSTONE WALL	LINEN				
P	METAL	SASSARI	SILVER				
P	MARBLE	SHINE	GRIS				
P	SHINE	SHINE	SILVER				
P	STONE	SOAPSTONE	SILVER				

ÍNDICE INDEX INDICE

FUSION

CAT.	TIPOLOGÍA	SERIE	COLOR	CAT.	TIPOLOGÍA	SERIE	COLOR
P	MARBLE	DOZZA	GOLD	P	BASIC	MATERIA	KALOS
R	MARBLE	DOZZA WALL	GOLD	R	MARBLE	DOZZA WALL	WHITE
P	WOODS	DIVE PLUS	MIX	R	BASIC	RECREA	WHITE
R	BASIC	MAIOLICA	CORAL	R	BASIC	SUMA	WHITE
P	MARBLE	ALTAMURA	GRAY	R	BASIC	AEMPI	WHITE
P	MARBLE	TORANO	STATUARIO	R	BASIC	BINACHI	WHITE
P	WOODS	ORIGIN	GRAY	R	BASIC	ISEO	WHITE
P	METAL	CORTEN	CORTEN B	R	BASIC	EMARESE	WHITE
P	CEMENT	CASTROVILLARI	BLACK	R	BASIC	CREAZZO	WHITE
P	WOODS	ORISTANO	BLACK	R	BASIC	DONINI	WHITE
P	MARBLE	DOZZA	WHITE	R	BASIC	BRINDISI	WHITE
P	MARBLE	PORTLOREN	BLACK	R	BASIC	MANTOVA	WHITE
P	BASIC	ESSENZIALE	BLACK	R	BASIC	TRAPANI	WHITE
R	BASIC	MAIOLICA	SEAGREEN	P	METAL	METAL	TITANIUM
P	METAL	SASSARI	TAN	P	METAL	METAL	SEAGREEN

TEMPERATE

CAT.	TIPOLOGÍA	SERIE	COLOR	CAT.	TIPOLOGÍA	SERIE	COLOR
P	BASIC	MYTHAGE	GRAPHITE	R	MARBLE	ALTAMURA WALL	GRAY
P	STONE	SOAPSTONE	GRAPHITE	P	CEMENT	CASTROVILLARI	GRAY
P	METAL	SASSARI	GRAPHITE	P	STONE	SOAPSTONE	GRAY
P	CLAY	TERRACINA	GRAY	P	WOODS	DIVE PLUS	GRAY
P	CEMENT	DEVON	GRAY	P	WOODS	MARSALA	GRAY
P	STONE	FIDENZA	GRAY	P	BASIC	MYTHAGE	LAPISBLUE
P	STONE	BELCASTEL	GRAPHITE	R	BASIC	RLV QUABELLA	ROYALBLUE
P	STONE	FIDENZA	GRAPHITE	R	TEXTIL	CHANNEL	GRAY
P	STONE	ROADSTONE	GRAY	R	TEXTIL	TRAPANI	GRAPHITE
P	WOODS	ORIGIN	GRAY	R	BASIC	MAIOLICA	ROYALBLUE
P	CEMENT	COSMOPOLITA	GRAY	P	STONE	MAINSTONE	GRAY
P	STONE	WORNSTONE	GRAY	P	STONE	MAINSTONE	GRAPHITE
P	BASIC	ESSENZIALE	GRAY	P	MARBLE	ELITE	GRAY
P	STONE	LITIUM	GRAY	P	STONE	INTEGRA	GRAY
P	STONE	ROADSTONE	LINEN	P	BASIC	ESSENCE	GRAY
P	MARBLE	VARESE	WHITE	P	CEMENT	LEMA	GRAPHITE
R	STONE	LITIUM WALL	GRAY	P	CEMENT	LEMA	GRAY
P	MARBLE	ALTAMURA	GRAY				

ÍNDICE INDEX INDICE

COLONIAL

CAT.	TIPOLOGÍA	SERIE	COLOR	CAT.	TIPOLOGÍA	SERIE	COLOR
W	MARBLE	ALESSO	BLACK	P	STONE	MAINSTONE	GRAPHITE
P	STONE	AMPURIAS	GRAFITO	W	BASIC	MAIOLICA	SEAGREEN
P	MARBLE	ATLAS	GRAY	P	METAL	MATERIA	METAL
P	METAL	BEAM RUSTEEL	RUSTEEL	P	MARBLE	MATERIA	CALACATTA
P	STONE	BELCASTEL	GRAPHITE	P	CEMENT	MAXXI	GRAPHITE
P	WOOD	BERNA	UMBER	P	METAL	METAL	SEAGREEN
P	MARBLE	BOSCO	BLACK	P	METAL	METAL	TITANIUM
P	WOOD	BREST	UMBER	P	WOOD	NATURE	UMBER
P	CEMENT	CASTROVILLARI	DAMGRAY	P	CEMENT	ORISTAN	GRAFITO
P	METAL	CORTEN	A	P	WOOD	ORISTANO	COFFEE
P	CEMENT	COSMOPOLITA	GRAY	W	MARBLE	PALAZZO	CALACATTA
W	CEMENT	COSMOPOLITA WALL	GRAY	P	STONE	PALOMASTONE	GRAPHITE
P	MARBLE	CROTONE	UMBER	W	STONE	PALOMASTONE WALL	GRAPHITE
P	CEMENT	DEVON	GRAY	P	WOOD	RAGUSA	COFFEE
P	MARBLE	ELITE	GRAPHITE	P	BASIC	RIVET	WHITE
P	MARBLE	EMPORIO	CALACATTA	P	STONE	ROADSTONE	GRAY
P	WOOD	ETERNAL	TEKA	P	MARBLE	SAHARA	WHITE
P	STONE	ETNASTONE	BLACK	P	METAL	SASSARI	GRAPHITE
P	STONE	ETNASTONE	GRAPHITE	P	STONE	SOAPSTONE	GRAPHITE
P	CEMENT	EVIAN	GRAY	P	MARBLE	TAJ MAHAL	NACAR
W	CEMENT	EVIAN WALL	GRAY	P	MARBLE	TAJ MAHAL	SEAGREEN
P	STONE	FIDENZA	GRAPHITE	P	CLAY	TERRACINA	BLACK
P	STONE	FIDENZA	GRAY	P	CLAY	TERRACINA	GRAY
W	BASIC	GRISHA	GRAY	P	CLAY	TERRACOTTA	COTTO
P	STONE	INTEGRA	GRAPHITE	W	TEXTIL	TRAPANI	GRAPHITE

BASICS

CAT.	TIPOLOGÍA	SERIE	COLOR	CAT.	TIPOLOGÍA	SERIE	COLOR
P	BASIC	ALPI	WHITE	P	STONE	KEMBERG	LEAD
P	MARBLE	BARANELLO	WHITE	P	STONE	MAINSTONE	BLACK
W	MARBLE	BARANELLO WALL	WHITE	W	BASIC	MAIOLICA	WHITE
W	MARBLE	BARANELLO WALL	SHINY	P	MARBLE	MARQUINA	BLACK
W	MARBLE	BARANELLO WALL	MATT	P	MARBLE	MATERIA	KALOS
W	BASIC	BIANCHI	SHINY	P	MARBLE	MATERIA	BLACK
W	BASIC	BIANCHI	MATT	P	MARBLE	MONTELEONE	BLANCO
W	BASIC	BIANCHI	WHITE	P	BASIC	MYTHAGE	WHITE
W	BASIC	BIANCHI	ARGENT	P	BASIC	MYTHAGE	GRAPHITE
P	CEMENT	CASTROVILLARI	BLACK	P	MARBLE	NANTES	WHITE
W	BASIC	CLASSIC	WHITE	P	MARBLE	NANTES WALL	WHITE
W	BASIC	CLASSIC	BLACK	P	WOOD	ORISTANO	BLACK
P	METAL	CORTEN	BLANCO	P	MARBLE	PANTHER	BLACK
P	METAL	CORTEN	B	P	MARBLE	PORTLOREN	PORTLOREN
P	METAL	CORTEN	A	P	MARBLE	PORTLOREN	BLACK
W	METAL	CORTEN WALL	WHITE	W	BASIC	QUABBELLA	WHITE
W	METAL	CORTEN WALL	GRIS	P	MARBLE	SAFFIRE	WHITE
P	MARBLE	COSMIC	BLACK	P	METAL	SASSARI	BLACK
P	MARBLE	DOZZA	WHITE	P	BASIC	SHINE	BLANCO
W	MARBLE	DOZZA WALL	WHITE	P	BASIC	SHINE	BLACK
P	MARBLE	ELITE	BLACK	P	STONE	SOAPSTONE	WHITE
W	BASIC	ESSENCE	WHITE	W	STONE	SOAPSTONE WALL	WHITE
P	CEMENT	ESSENZIALE	BLACK	W	BASIC	SUN	BLANCO
W	BASIC	GRETA	NEGRO	W	BASIC	SUN	SILVER
W	BASIC	GRETA	BLANCO	W	BASIC	SUN	GOLD
P	BASIC	GRUM	BLACK	W	TEXTIL	TRAPANI	WHITE
P	BASIC	HERITAGE	MONO	P	TEXTIL	TRAPANI	WHITE
P	MARBLE	INVISIBLE	GOLD	P	MARBLE	VARENNA	CARRARA
P	STONE	IRONSTONE	BLACK	P	MARBLE	VARENNA	VARENNA
				W	MARBLE	VARENNA WALL	CARRARA

MEDITERRANEAN

Puro Mediterráneo
Mediterranean essence



- White
NCS S 0505-R60B
- Pearl
NCS S 1500 N
- Linen
NCS S 1005-Y40R
- Copper
NCS S 3005-Y50R
- Sienna
NCS S 3010-Y40R
- Aquamarine
NCS S 3020B50G


Pearl
NCS S 2002B



White
NCS S 0505-R60B



Aquamarine
NCS S 3020B50G



El uso del mimbre y ratán, el hierro forjado, madera sin tratar, textiles de lino y algodón son los elementos predominantes en este look.

Sus característicos paisajes naturales con calas de aguas cristalinas nos transportan al mejor verano de nuestras vidas. El Mediterráneo es capaz de mezclar estos materiales de una manera vibrante, armónica y vitalista.

The use of wicker and rattan, wrought iron, untreated wood, linen and cotton textiles are the predominant elements in this look.

Its characteristic natural landscapes with crystal clear coves transport us to the best summer of our lives. The Mediterranean is capable of mixing these materials in a vibrant, harmonious and vital way.

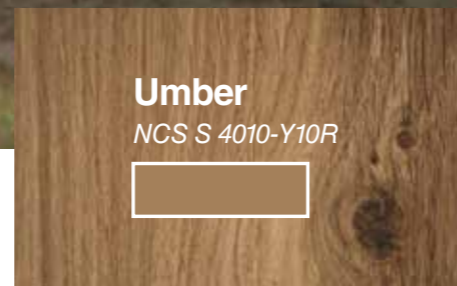
El estilo mediterráneo es sinónimo de luz, de sol, de madera que huele a campo, colores frescos y alegres y, maravillosos atardeceres.

The Mediterranean style is synonymous with light, sun, wood that smells of the countryside, fresh and cheerful colors and wonderful sunsets.



DESERT

Más que tierra
More than just earth



La sabana, caravanas y oasis son lo primero que asociamos a los desiertos, los expertos en diseño no dejan de inspirarse en estos ambientes.

Acabados en madera y piedras pulidas y una decoración basada en los tonos marrones del desierto, colores tierra, grises y arena, creando ese vínculo entre el exterior y el interior.

The savannah, caravans and oases are the first thing we associate with deserts, design experts do not stop being inspired by these environments.

Finishes in wood and polished stones and a decoration based on the brown tones of the desert, earth colors, grays and sand, creating that link between the exterior and the interior.



Linen
NCS S 1005-Y40R


Sand
NCS S 1005-Y20R

Umber
NCS S 4010-Y10R

Gold
NCS S 2070-Y10R

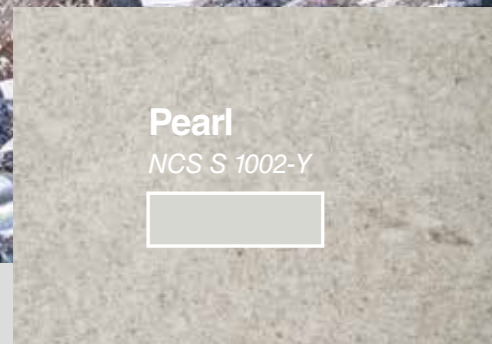
La gama de colores básica es la terrosa, que abarca los rojos ladrillo, naranjas, ocre, marrones. Para contrastar se usan los tonos verdes intensos, azules e incluso amarillos. Como acentos desérticos, la idea es que rompa la monotonía de las paredes monocolors con tapizados, muebles y decoración autóctonos de esta zona.

The basic color range is earthy, which includes brick reds, oranges, ochre, browns. Intense green, blue and even yellow tones are used to contrast. As accents, the idea is to break the monotony of the solid colored walls with upholstery, furniture and decoration indigenous to this area.



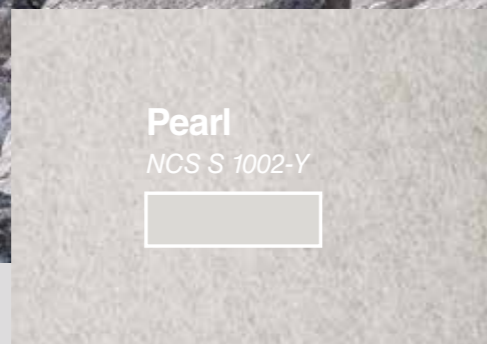
NEUTRAL

Una Mirada que ilumina
The power to illuminate



Pearl

NCS S 1002-Y



Pearl

NCS S 1002-Y



Pearl

NCS S 1002-Y

El moodboard Neutral busca multiplicar la claridad de los espacios, atrayendo la luz y creando espacio más acogedores y envolventes.

El blanco roto es el color predominante, y es habitual que conviva con beiges y grises empolvados. Los toques de color se añaden mediante complementos, textiles, lámparas, cuadros, decoración...

Se buscan maderas cálidas no sólo en suelos, paredes y muebles, sino también en todo tipo de complementos. Las variedades más habituales vuelven a ser las claras, como el haya o el abedul.

The Neutral moodboard seeks to multiply the clarity of spaces, attracting light and creating more welcoming and enveloping spaces.

Off-white is the predominant color, and it is common for it to coexist with dusty beiges and grays. Touches of color are added through accessories, textiles, lamps, paintings, decoration...

Warm woods are sought not only in floors, walls and furniture, but also in all kinds of accessories. The most common varieties are again the clear ones, such as beech or birch.



White
NCS S 0505-R60B

Pearl
NCS S 1500 N

Linen
NCS S 1005-Y40R

Aquamarine
NCS S 3020B50G



METALLIC

Futuro Pluscuamperfecto *Perfect Future*


El moodboard Metallic está inspirado en la arquitectura contemporánea del siglo XX y sus icónicas obras que han influenciado a toda una generación.

Este estilo es contemporáneo y está creado para asombrar. Con este moodboard es posible diseñar espacios tranquilos, ligeros y equilibrados gracias a los tonos neutros que nos ofrecen los grises pearl, silver y gray. En esta ocasión hemos incluido los azules índigo y cobalto.

The Metallic moodboard is inspired by contemporary 20th century architecture and its iconic works that have influenced an entire generation.

This style is contemporary and created to amaze. With this moodboard it is possible to design calm, light and balanced spaces thanks to the neutral tones offered by the pearl, silver and gray tones. We have also included indigo and cobalt blues.


Silver
NCS S 0300-N



Gloss Royalblue
NCS S 6030-R80B



Olivo
NCS S 3005-Y20R



Silver
NCS S 0300-N

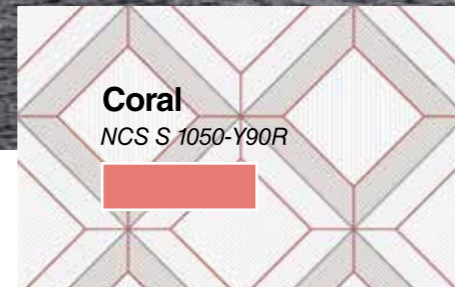
Gray
NCS S 3500-N

Olivo
NCS S 3005-Y20R

Gloss Royalblue
NCS S 6030-R80B



FUSION



Se ve influenciado en el Art Decó de los años 20, un estilo vanguardista que ensalza las formas conservadoras con el arte decorativo. El concepto de esta corriente debe su nombre a la primera exposición internacional realizada en París en 1925: L'Exposition Internationale des Arts Décoratifs et Industriels Modernes.

It is influenced by the Art Deco of the 1920s, an avant-garde style that praises conservative forms with decorative art. The concept of this current owes its name to the first international exhibition held in Paris in 1925: L'Exposition Internationale des Arts Decoratifs et Industriels Modernes.




Espacios con Arte

Settings with an arty appeal

El 2021 nos pide ambientes donde la cerámica con sus paletas cromáticas nos ayuda a diseñar estancias dinámicas y lujosas. El moodboard Fusion te permite mezclar y combinar colores, texturas, diseños... Por la elegancia que aporta, por su carácter ornamental, este estilo está cada vez más presente en los diseños decorativos actuales, en los diseños para los más exigentes.

2021 asks us for spaces where ceramics with its color palettes help us design dynamic and luxurious rooms. The moodboard Fusion allows you to mix and match colors, textures, designs ... Due to the elegance it brings, due to its ornamental character, this style is increasingly present in current decorative designs, in designs for the most demanding.



COLONIAL

El Placer es tuyo

The Pleasure is all yours

Seagreen

NCS S 6010-B70G

Umber

NCS S 5010-Y10R

Calacatta

NCS S 5010-Y10R

Si analizamos el origen del estilo nos debemos remontar al estilo decorativo que se utilizaba en las antiguas colonias en el Sudeste Asiático de países europeos como España, Francia, Inglaterra y Países Bajos entre otros.


La paleta de colores del estilo colonial se centra, asimismo, en tonos naturales. Predominan los verdes y los marrones oscuros, además de los tonos tierra claros y los arena.

Madera oscura y maciza, plantas tropicales, motivos étnicos y algún que otro artículo de lujo de época, como cofres o vajillas de porcelana, se entremezclan para crear un ambiente de lujo exótico del pasado.

If we analyze the origin of the style, we must go back to the decorative style that was used in former colonies in Southeast Asia of European countries like Spain, France, England and the Netherlands, among others.

The colonial-style color palette also focuses on natural tones. Greens and dark browns predominate, in addition to light earth tones and sand.

Solid dark wood, tropical plants, ethnic motifs and the occasional luxury item, such as chests or porcelain tableware, intertwined to create an atmosphere of exotic luxury from the past.



White
NCS S 1502-Y



Umber
NCS S 5010-Y10R



Coffee
NCS S 5010-Y10R




Rusteel
NCS S 6005-Y20R



Seagreen
NCS S 6010-B70G

TEMPERATE

Colores para caracterizar
Colours for creating character



Estaríamos dentro de un estilo contemporáneo, logrando espacios de gran carácter, elegancia y sofisticación.

We would be within a contemporary style, achieving spaces of great character, elegance and sophistication.

Look muy destacado por el uso de detalles industriales, muebles de madera y metal y piezas con personalidad que le aporten autenticidad a los espacios.

Sin divisiones, con grandes ventanales, techos altos, pavimentos cementosos, vigas de hierro, así se caracteriza el estilo temperate. Aunque su naturaleza es eminentemente urbana, este estilo también se hace un hueco en las casas de campo o rústicas contemporáneas.

Look very prominent due to the use of industrial details, wood and metal furniture and pieces with personality that add authenticity to the spaces.

Without divisions, with large windows, high ceilings, concrete floors, iron beams, this is how the temperate style is characterized. Although its nature is eminently urban, this style also finds a place in contemporary country houses or rustic houses.

Gray
NCS S 3500-N




Graphite
NCS S 6502-Y



Lapisblue
NCS S 7010-R70B



Royalblue
NCS S 6030-R80B





BASICS

El clásico estilo Black & White
Classic Black & White

Hemos reinterpretado el estilo Black&White muy empleado en hogares y espacios. En nuestro caso hemos añadido el gris ya que consideramos que entre dos posturas contrapuestas siempre hay un punto de encuentro que en este caso es el gris.

We have reinterpreted the Black & White style widely used in fashion to land it in homes and spaces. In our case we have added gray since we consider that between two opposing positions there is always a meeting point, which in this case is gray.



White
 NCS S 0603-R60B



Black
 NCS S 8500-N

Titanium
 NCS S 7502-Y






La unión de estos tres colores es una apuesta segura en cualquier estancia. La característica principal del color negro en interiorismo es su sofisticación, sobriedad y elegancia. El blanco combina a la perfección con el resto de colores, es uno de los más utilizados en cualquier hogar.

Es perfecto para dar mayor claridad y profundidad. El gris nos aportará equilibrio y elegancia para crear espacios atemporales y vanguardistas.


The union of these three colors is a safe bet in any room. The main characteristic of the black color in interior design is its sophistication, sobriety and elegance. White combines perfectly with the rest of the colors, it is one of the most used in any home.

It is perfect for giving clarity and depth. Gray will give us balance and elegance to create timeless and avant-garde spaces.

-  **White**
NCS S 1502-Y
-  **Graphite**
NCS S 6502-Y
-  **Black**
NCS S 8500-N



Feel & Mix



TAU
cerámica

CON
CEPT

Concept

ÍNDICE INDEX INDICE

Alfabético
Alphabetic

A

ALPI 282
ALTAMURA 200
ALTEA 98
ATLAS GRAY 322
AVORIO 204

B

BARANELLO 208
BEAM RUSTEEL 310
BELCASTEL 114
BELCASTEL 354  
BERNA 344 
BOHARS 158
BORRIOLSTONE 118
BOSCO BLACK 320
BREST 162

C

CALACATTA GREEN 324
CANON 328 
CARABELA 346 
CASANIA GRAY 312
CASTROVILLARI 66
CASTROVILLARI 356  
CLASSICS 102
CORTEN 52
COSMIC 212
COSMO 106
COSMOPOLITA 70
COSMOPOLITA 358  
CROTONE 216





D

DEVON 74
DEVON 360  
DILUCA 166
DOZZA 220

E

ELITE 224
EMPORIO 228
ESENZIALE 284
ETERNAL 170
ETNASTONE 122
EVIAN 332 
EXPLOSION 232

F

FIDENZA 126
FIDENZA 362  
FOREVER 174
FOREVER 364  


G

GEMSTONE 236
GRUM 282

H

HERITAGE 340 

I

INTEGRA 130
INTEGRA 366  
INVISIBLE GOLD 300
IRONSTONE BLACK 306


L

LEGEND 240
LEMA 78
LITIUM 134



M

MAGIC 108
MAGNA BLUE 304
MAINSTONE 138
MARQUINA 244
MARQUINA BLACK 316
MARSALA 178
MARSALA 368  
MATERIA BLACK 290
MATERIA CALACTTA 294
MATERIA NOIR 292
MATERIA ROYALBLUE 296
MAXXI 334
METAL 56 
MYTHAGE 286

N

NANTES 248
NATURE 350 

O

ONICE GOLD 314
ORIGIN 182
ORIGIN 370  
ORISTAN 82
ORISTANO 186

P

PALISANDRO GRAY 308
PALOMASTONE 142
PANTHER 252
PORTLOREN 252
PORTLOREN BLACK 302

R

RAGUSA 190
RENNES 194
RIVET 342 
ROADSTONE 148

S

SAHARA 260
SASSARI 60
SIXTONE 110
SOAPSTONE 152

T

TAJ MAHAL 264
TERRACINA 88
TERRACINA 372  
TERRACOTTA 92
TORANO 268

V

VARENNA 272
VARENNA 318
VARESE 276
VERMAND 338



ÍNDICE INDEX INDICE

Formatos
Formats

100x300

ESSENZIALE 284
MATERIA BLACK 290
MATERIA CALACATTA 294
MATERIA NOIR 292
MATERIA ROYALBLUE 296

120x260

ALPI 282
ATLAS GRAY 322
BEAM RUSTEEL 310
BOSCO BLACK 320
CALACATTA GREEN 324
CASANIA GRAY 312
EMPORIO CALACATTA 298
GRUM 282
INVISIBLE GOLD 300
IROSTONE BLACK 306
MAGNA BLUE 304
MARQUINA 244
MARQUINA BLACK 316
ONICE GOLD 314
PALISANDRO GRAY 308
PORTLOREN BLACK 302
VARENNA 272
VARENNA 318

120x240

ALPI 282
GRUM 282

120x120

ALTAMURA 200
AVORIO 204
BORRIOLSTONE 118
CASTROVILLARI 66
COSMIC 212
CROTONE 216
DEVON 74
DOZZA 220
ELITE 224
EMPORIO 228
ETNASTONE 122
EXPLOSION 232
FIDENZA 126
GEMSTONE 236
INTEGRA 130
LEGEND 240
LEMA 78
LITIUM 134
MAINSTONE 138
MYTHAGE 286
PALOMASTONE 142
PANTHER 252
PORTLOREN 256
SAHARA 260
SOAPSTONE 152
TAJ MAHAL 264
VARENNA 272

90x180

BELCASTEL 114
COSMOPOLITA 70
ELITE 224
LEMA 78
SOAPSTONE 152
TORANO 268
VARESE 276

30x180

DILUCA 166

22,5x180

DILUCA 166
ORIGIN 182
ORIGIN 370 



75x150

ALTAMURA 200
BARANELLO 208
COSMOPOLITA 70
COSMOPOLITA 356
DOZZA 220
EMPORIO 228
MAINSTONE 138
PALOMASTONE 142
ROADSTONE 148

25x150

BOHARS 158
BREST 162
ETERNAL 170
RENNES 194

30x120,5

FOREVER 364 
MARSALA 368 




60x120

ALTAMURA 200
AVORIO 204
BARANELLO 208
BELCASTEL 114
BORRIOLSTONE 118
CASTROVILLARI 66
CORTEN 52
COSMIC 212
CROTONE 216
DEVON 74
DEVON 360 

DOZZA 220
ELITE 224
EMPORIO 228
ETNASTONE 122
EXPLOSION 232
FIDENZA 126
GEMSTONE 236
INTEGRA 130
LEGEND 240
LEMA 78
LITIUM 134
MAINSTONE 138
METAL 56
MYTHAGE 286
NANTES 248
PALOMASTONE 142
PANTHER 252
PORTLOREN 256
ROADSTONE 148
SAHARA 260
SASSARI 60
SOAPSTONE 152
TAJ MAHAL 264
TERRACINA 88
TERRACINA 372 

VARENNA 272
VARESE 276

23x120

BERNA 344 
CARABELA 346 
NATURE 350 

20x120

DILUCA 166
FOREVER 174
MARSALA 178
ORIGIN 182
ORISTANO 186
RAGUSA 190

15x120

ELITE 224
ETNASTONE 122

25x100

ETERNAL 170
FOREVER 174

90x90

BELCASTEL 114
BELCASTEL 354 
COSMOPOLITA 70
DEVON 74
ELITE 224
INTEGRA 130
LEMA 78
NANTES 248
PALOMASTONE 142
ROADSTONE 148
TORANO 268

45x90

CORTEN 52
COSMOPOLITA 70
SAHARA 260
TORANO 268

75,5x75,5

CASTROVILLARI 356 
FIDENZA 362 



75x75

ALTAMURA 200
BARANELLO 208
CASTROVILLARI 66
CROTONE 216
DOZZA 220
ELITE 224
FIDENZA 126
LEGEND 240
LITIUM 134
MAINSTONE 138
SASSARI 60
SOAPSTONE 152
VARENNA 272



37,5x75

BARANELLO 208
VARENNA 272


61x61

CASTROVILLARI 66
DEVON 74
DEVON 360 
FIDENZA 126
FIDENZA 362 

60,5x60,5

COSMOPOLITA 358 
DEVON 360 

30,3x61,3

CANON 328 
ORISTAN 82

60x60

ALTAMURA 200
BARANELLO 208
CASTROVILLARI 66
CORTEN 52
COSMOPOLITA 70
CROTONE 216
DEVON 74
DOZZA 220
ELITE 224
EMPORIO 228
FIDENZA 126
HERITAGE 340 
INTEGRA 130
LEGEND 240
LEMA 78
LITIUM 134
MAISNTONE 138
MAXXI 334 
METAL 56
NANTES 248
ORISTAN 82
PALOMASTONE 142
RIVET 342 
ROADSTONE 148
SASSARI 60
SOAPSTONE 152
TERRACINA 88
TORANO 268
VARENNA 272

30x60

ALTAMURA 200
CORTEN 52
COSMOPOLITA 70
ELITE 224
EMPORIO 228
FIDENZA 126
INTEGRA 130
LITIUM 134
METAL 56
PALOMASTONE 142
ROADSTONE 148
SOAPSTONE 152
TORANO 268
VARENNA 272

15x60

FOREVER 174

45x45

CORTEN 52
COSMOPOLITA 70
EVIAN 332 
ORISTAN 82
VERMAND 338 

33,3x33,3

TERRACOTTA 92

20x20

ALTEA 98
CLASSICS 102

22,3x22,3

SAHARA 260

20x24

COSMO 106
MAGIC 108

19,2x22,8

SIXTONE 110

16,3x51,7

HERA 158
PALOMASTONE 142

9x30

ELITE 224

9x90

ELITE 224

- ACABADOS
FINISHES
FINITIONS
- NOMBRE
NAME
NOMS
- CARACTERÍSTICAS
GENERALES
GENERAL FEATURES
PICTOGRAMES
SPÉCIFICATIONS
GÉNÉRALES
- FORMATOS
FORMATS
FORMATS
- Nº DE LIENZOS DIFERENTES
NUMBER OF DIFFERENT DESIGNS
NUMÉRO DE TOILE DIFFÉRENTE
- CÓDIGO DE PRECIO
M: PRECIO POR M2
P: PRECIO POR PIEZA. EN
DECORADOS PRECIO POR SET.
*PRICE CODE
M: PRICE PER M2
P: PRICE PER SET (REGARDLESS
THE QUANTITY)
*CODE DE PRIX
M: PRIX PAR M2
P: PRIX PAR PIÈCE. POUR LES
DECORS PRIX PAR JEU.
- Nº REFERENCIA NCS
- CARACTERÍSTICAS
TÉCNICAS
TECHNICAL
FEATURES
SPÉCIFICATIONS
TECHNIQUES
- COLORES
DISPONIBLES
AVAILABLE
COLOURS
COULEURS
DISPONIBLES

Semipulido Lappato

ETNASTONE

P V2 R

FORMATS

09

120x120 / 48"x48"

Rectificado M 40

15x120 / 6"x48"

Rectificado P 13

10

60x120 / 24"x48"

Rectificado M20

Gray

NCS S 7005W

Graphite

NCS S 8005Y

Black

NCS S 0505Y



Etнаstone Graphite Detail

TECHNICAL SPECIFICATIONS

*Posibilidad de tonos: C2 sobre el acabado natural. Consulte condiciones.
 Este tratamiento puede producir cambios de color en las tonalidades oscuras.
 *Possibility to get C2 anti-slip rating for Wet Foot, Check conditions.
 This process may generate shade variation in dark colors.
 *Possibilité de traitement C2 sur le finition naturelle. Consultez les conditions.
 Ce traitement peut produire un changement de couleur dans les tons foncés.

23

NÚMERO DE PÁGINA
PAGE NUMBER
NUMÉRO DE PAGE

AMBIENTE
SETTING
AMBIANCE

DESCRIPCIÓN
DESCRIPTION
DESCRIPTION

TAU

Floor tile Etнаstone Gray 120x120

ETNASTONE

GUÍA DE USO
MODE D'EMPLOI
USER GUIDE



**PICTOGRAMAS
SYMBOLS**

- | | | |
|--|---|---|
| P PORCELÁNICO ESMALTADO
GLAZED PORCELAIN
GRÈS CÉRAMÉ ÉMAILLÉ | G GRES PASTA ROJA
RED BODY FLOOR TILE
GRÈS PÂTE ROUGE | V1 TONO UNIFORME
UNIFORM TONE
NUANCE UNIFORME |
| Pcb PORCELÁNICO MASA COLOREADA
COLOURED BODY PORCELAIN TILES
GRÈS CÉRAMÉ COLORÉ DANS LA MASSE | Rc RECTIFICADO
RECTIFIED TILES
RECTIFIÉ | V2 LIGERA DESTONIFICACIÓN
SLIGHT SHADE VARIATION
LÉGER DÉNUANÇAGE |
| Pfb PORCELÁNICO TODO MASA
FULL BODY PORCELAIN TILES
CARREAUX DE PORCELAINE PLENE MASSE | NR NO RECTIFICADO
NON RECTIFIED
NON RECTIFIÉ | V3 DESTONIFICACIÓN MODERADA
MODERATE SHADE VARIATION
DÉNUANÇAGE MODÉRÉ |
| P* GRES PASTA BLANCA
WHITE BODY FLOOR TILE
GRÈS CÉRAMÉ EN PÂTE BLANCHE | RLV VOLUMEN PERCEPTIBLE
NOTICEABLE VOLUME
RELIEF | V4 DESTONIFICACIÓN INTENSA
HIGH SHADE VARIATION
FORT DÉNUANÇAGE |
| W REVESTIMIENTO PASTA BLANCA
WHITE BODY WALL TILE
FAÏENCE PÂTE BLANCHE | TXT TEXTURADO RELIEVE SUAVE
TEXTURE SMOOTH RELIEF
TEXTURÉ LÉGER RELIEF | |

- | | | | |
|--|---|---|---|
| DIMENSIÓN Y APARIENCIA
DIMENSION AND APPEARANCE
DIMENSION ET APPARENCE | RESISTENCIA A LA ABRASIÓN PROFUNDA
RESISTANCE TO DEEP ABRASION
RÉSISTANCE À L'ABRASION PROFONDE | RESISTENCIA A LA HELADA
FROST RESISTANCE
RÉSISTANCE AU GEL | RESISTENCIA A LAS MANCHAS
STAIN RESISTANCE
RÉSISTANCE AUX TÂCHES |
| ABSORCIÓN DE AGUA
WATER ABSORPTION
ABSORPTION D'EAU | RESISTENCIA A LA FLEXIÓN
TENSILE STRENGTH
RÉSISTANCE À LA FLEXION | RESISTENCIA AL CUARTEO
CRACKING RESISTANCE
RÉSISTANCE AUX CRAQUELURES | RESISTENCIA AL DESLIZAMIENTO
SLIP RESISTANCE
RÉSISTANCE AU GLISSEMENT |
| RESISTENCIA A LA ABRASIÓN SUPERFICIAL
RESISTANCE TO SUPERFICIAL ABRASION
RÉSISTANCE À L'ABRASION SUPERFICIELLE | RESISTENCIA TÉRMICA
THERMAL RESISTANCE
RÉSISTANCE THERMIQUE | RESISTENCIA QUÍMICA
CHEMICAL RESISTANCE
RÉSISTANCE CHIMIQUE | FUERA DE ESCALA
OUT OF SCALE
ÉCHELLE AUGMENTÉE |
| 20 ESPESOR DE 20mm.
20mm. THICKNESS | 6 ESPESOR DE 6mm.
6mm. THICKNESS | 3 ESPESOR DE 3mm.
3mm. THICKNESS | |

ACABADOS

FINISHES

- **Natural**

Mate
Matt

- **Granilla Pulida**

High Polished
Haut Brillant

- **Rlv. Abujardado**

Grip
Bouchardé

- **Pulido**

Polished
Brillant

- **Semipulido**

Lappatto
Semi Poli

- **Natural Satinado**

Satin Matt Finish
Mate

- **Adz**

Antislip
Antiderapant

Porcelain

PORCELAIN / PORCELÁNICO / GRES CÉRAME

Metals

COLLECTION

52	56	60
Corten	Metal	Sassari

CORTEN

Natural Matt
Semipulido Lappato

Pcb V4 R_c NR

Semipulido solo disponible en blanco
Lappato only available in blanco
Semi-poli uniquement disponible dans blanc

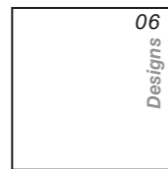
FORMATS



60x120 / 24"x48"

Disponible en A, B y blanco
Available in A, B, and blanco

- ☐ Natural M 30
- ☐ Semipulido M 32



60x60 / 24"x24"

○ Natural M 23

☐ Natural M 24


☐ Semipulido M 25



30x60 / 12"x24"

☐ Natural M 23

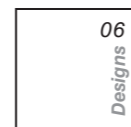
☐ Semipulido M 24



45x90 / 18"x35"

☐ Natural M 27

☐ Semipulido M 29



45x45 / 18"x18"

○ Natural M 18

Disponible en blanco
Available in blanco
Disponible dans blanc

MOSAICS



Corten Blanco Mosaico
30x30 (2,5x7) 12"x12"
M 49



Corten A Mosaico
30x30 (2,5x7) 12"x12"
M 49




Corten B Mosaico
30x30 (2,5x7) 12"x12"
M 49

TECHNICAL SPECIFICATIONS




*Evitar el contacto con disoluciones ácidas.
*Avoid any contact with acid solutions.
*Évitez tout contact avec des solutions acides.



Blanco
NCS S 1000-N



Corten A
NCS S 8010-Y70R



Corten B
NCS S 8000-N



TAU

Wall Tile Corten B 60x120, Floor Tile Roadstone Gray 90x90

CORTEN



Wall tile Corten A 30x60. Floor tile Corten A 60x60.



Wall tile Corten B 60x60.


CORTEN A 06 DESIGNS 60x120




Floor tile Corten Blanco 60x120.



Silver
NCS S 0500-N
Disponibles en Formatos
60x60 y 30x60
Available in Formats
60x60 and 30x60




Steel
NCS S 6005-Y20R



Titanium
NCS S 7502-Y



Seagreen
NCS S 6010B7010G




Royalblue
NCS S 7010-R70B

Semipulido Lappato

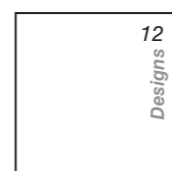
METAL

Pcb V3 Rc


FORMATS



60x120 / 24"x48"
Semipulido M 32



60x60 / 24"x24"
Semipulido M 25



30x60 / 12"x24"
Semipulido M 24


MOSAICS




Metal Silver
30x30 (5x5) 12"x12"
Semipulido M45



Metal Steel
30x30 (5x5) 12"x12"
Semipulido M45




Metal Titanium
30x30 (5x5) 12"x12"
Semipulido M45




Metal Seagreen
30x30 (5x5) 12"x12"
Semipulido M45




Metal Royalblue
30x30 (5x5) 12"x12"
Semipulido M45




Hex. Metal Silver
32,5x22,5 13"x9"
Semipulido P17



Hex. Metal Steel
32,5x22,5 13"x9"
Semipulido P17



Hex. Metal Titanium
32,5x22,5 13"x9"
Semipulido P17



Hex. Metal Seagreen
32,5x22,5 13"x9"
Semipulido P17



Hex. Metal Royalblue
32,5x22,5 13"x9"
Semipulido P17

TECHNICAL SPECIFICATIONS



*Evitar el contacto con disoluciones ácidas.
*Avoid any contact with acid solutions.
*Évitez tout contact avec des solutions acides.




Wall and Floor tile Metal Royalblue 60x120. Floor tile Origin Gray 30x180.



Floor tile Metal Seagreen 60x120.


METAL SEAGREEN 6 DESIGNS 60x120




Wall tile Metal Royalblue 60x120. Floor tile Lema Graphite 120x120.

Floor tile Metal Steel 60x120.







Pearl
NCS S 0500-N



Silver
NCS S 1500-N



Tan
NCS S 2005-Y50R



Graphite
NCS S 3502-Y

Pulido Polished


SASSARI

P V3 R_c

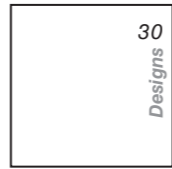
FORMATS



75x75 / 30"x30"
Pulido M 21



60x120 / 24"x48"
Pulido M 26



60x60 / 24"x24"
Pulido M 15

MOSAICS

Disponibles en Natural y Pulido
Available in Natural and Polished
Disponible dans Naturel et poli




Sassari Silver
30x30 (3,2x3,2) 12"x12"
P 17

Disponibles en todos los colores
Available in all colours
Disponible dans tous les colors




Helix Sassari Gloomy
(Sassari Silver / Graphite)
29x29 11²⁷/₆₄"x 11²⁷/₆₄"
P 26



Triss Sassari Silver
30x30 12"x12"
P 23

Disponibles en todos los colores
Available in all colours
Disponible dans tous les colors



Triss Sassari Temperate
(Sassari Silver / Graphite)
30x30 12"x12"
P 26

TECHNICAL SPECIFICATIONS

CUMPLE	0,5%	PEI 3/4	45 / 60	RESISTE	RESISTE	RESISTE	GA	C5

*Posibilidad de tratamiento C2 sobre el acabado natural. Consulte condiciones.
 Este tratamiento puede producir cambio de color en las tonalidades oscuras.
 *Possibility to get C2 anti-slip rating for Nat finish. Check conditions.
 This process may generate shade variation in dark colours.
 *Possibilité de traitement C2 sur la finition naturelle. Consultez les conditions.
 Ce traitement peut produire un changement de couleur dans les tons foncés.



TAU


Wall tile Sassari Tan 60x120 Tops Cosmopolita Gray 160x320, Furniture Essenziale Silver and Black 100x300

SASSARI



Floor and Wall tile Sassari Graphite 60x120.

SASSARI GRAPHITE 15 DESIGNS 60x120



Wall and floor tile Sassari Pearl 60x120.

Cements

COLLECTION

66 70 74 78 82

Castrovillari

Cosmopolita

Devon

Lema

Oristan

CASTROVILLARI

Natural Matt
Adz Antislip

Pcb V2 TXT Rc

FORMATS

White
NCS S 1002-G

Pearl
NCS S 2002-Y


Silver
NCS S 1502-Y

Tan
NCS S 4005-Y50R

Gray
NCS S 4000-N

Damgray
NCS S 6005-R80B

Black
NCS S 8000-N



120x120 / 48"x48"

□ Natural M 32

Disponible en White, Silver, Pearl y Damgray.
Available in White, Silver, Pearl and Damgray.
Disponible dans White, Silver, Pearl et Damgray.



75x75 / 30"x30"

□ Natural M 18

75,5x75,5 / 30"x30"

□ Adz M 31 ~~20~~



60x120 / 24"x48"


□ Natural M 23

Gorzano

60x120 / 24"x48"

□ Natural P49

Disponible en White / Pearl / Silver / Tan



60x60 / 24"x24"

□ Natural M 13

61x61 / 24"x24"

○ Adz M 24 ~~20~~

MOSAICS Disponibles en Natural y Semipulido




Mosaico Castrovillari Silver
30x30 (5x5) 12"x12"
M 45

Disponible en todos los colores.
Available in all colours.
Disponible dans tous les colors



Mosaico Castrovillari Silver
30x30 (3,2x3,2) 12"x12"
P 17

Disponibles en todos los colores.
Available in all colours.
Disponible dans tous les colors



Tris Castrovillari Pearl
30x30 12"x12"
P 26

Disponible en todos los colores.
Available in all colours.
Disponible dans tous les colors



3D Castrovillari Mix
(White/Silver/Black)
29x29 11 3/8" x 13 1/4"
P 15

TECHNICAL SPECIFICATIONS

CUMPLE	< 0,5%	110 / 130	45 / 60	RESISTE	RESISTE	RESISTE	UA	C5
								C1 SEMI C1 / R10 NAT. C3 / R11 ADZ DCOF > 0,42

*Posibilidad de tratamiento C2/C3 sobre el acabado natural. Consulte condiciones.
Este tratamiento puede producir cambio de color en las tonalidades oscuras.
*Possibility to get C2/C3 anti-slip rating for Nat finish. Check conditions.
This process may generate shade variation in dark colours.
*Possibilité de traitement C2/C3 sur la finition naturelle. Consultez les conditions.
Ce traitement peut produire un changement de couleur dans les tons foncés.

~~20~~ Disponible en en Pearl, Silver y Damgray.
Available in Pearl, Silver and Damgray.
Disponible dans Pearl, Silver et Damgray.



Wall tile Castrovillari Silver 60x120. Floor tile Castrovillari Gray 60x120.



Wall tile Castrovillari Silver 120x120 and Caserta Silver 30x90. Floor tile Castrovillari Silver 60x120 and Castrovillari Silver 61x61 (20mm) ADZ

CASTROVILLARI SILVER 9 DESIGNS 60x120



GORZANO SILVER
60x120 P49
Disponibile en todos los colores.
Available in all colours.



Floor tile Castrovillari White 60x120.

Natural Matt

COSMOPOLITA


Pcb V2 Rc NR UPEC

FORMATS



90x180 / 36"x72"

☐ Natural M 37



75x150 / 30"x60"

☐ Natural M 26



30x60 / 12"x24"

☐ Natural M 12



60x60 / 24"x24"

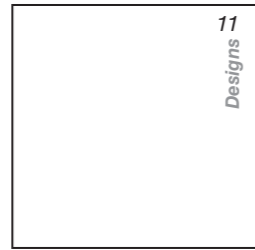
☐ Natural M 13

60,8x60,8 / 24"x24"

○ Natural M 11

60,5x60,5 / 24"x24"

☐ Adz M 29 ~~20~~



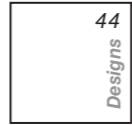
90x90 / 35"x35"

☐ Natural M 24



45x90 / 18"x35"

☐ Natural M 22



45x45 / 18"x18"

○ Natural M 09



White

NCS S 1000-N



Sand

NCS S 1005-Y50R



Silver

NCS S 0300-N



Gray


NCS S 5500-N

MOSAICS

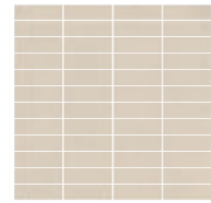
Disponible en todos los colores

Available in all colours

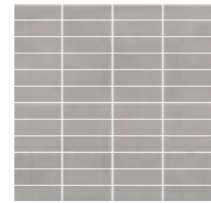
Disponible dans tous les colors




Cosmopolita White
30x30 (2,5x7) 12"x12"
M 47



Cosmopolita Sand
30x30 (2,5x7) 12"x12"
M 47



Cosmopolita Silver
30x30 (2,5x7) 12"x12"
M 47



Cosmopolita Gray
30x30 (2,5x7) 12"x12"
M 47

TECHNICAL SPECIFICATIONS



*Posibilidad de tratamiento C2/C3 sobre el acabado natural. Consulte condiciones.

Este tratamiento puede producir cambio de color en las tonalidades oscuras.

*Possibility to get C2/C3 anti-slip rating for Nat finish. Check conditions.

This process may generate shade variation in dark colours.

*Possibilité de traitement C2/C3 sur la finition naturelle. Consultez les conditions.

Ce traitement peut produire un changement de couleur dans les tons foncés.



TAU

Wall tile Cosmopolita White 75x150.




Floor tile *Cosmopolita Silver 60x60*. Wall tile *Cosmopolita Silver 60x60*, *Cosmopolita Gray 60x60*,

COSMOPOLITA SILVER 11 DESIGNS 90x90



Floor tile *Cosmopolita Silver 90x90*.



White
NCS S 2002-R



Tan
NCS S 2005-Y50R



Silver
NCS S 3500-N



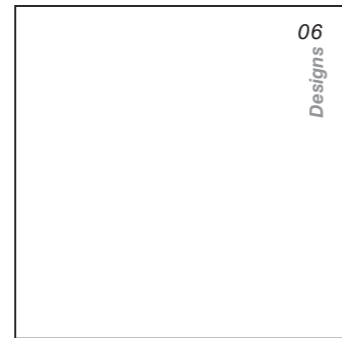
Gray
NCS S 5500-N

DEVON


Natural Matt
Semipulido Lappato

Pcb V2+ TXT Rc

FORMATS




120x120 / 48"x48"
Natural M 32

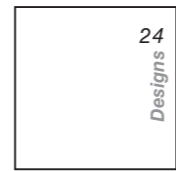


60x120 / 24"x48"
Natural M 23
Semipulido M 26
Adz M 33 ~~20~~

~~20~~ 60x120 Disponible en White, Silver, Tan y Gray
60x120 Available in White, Silver, Tan and Gray
60x120 Available dans White, Silver, Tan et Gray



90x90 / 35"x35"
Natural M 24



60x60 / 24"x24"
Natural M 13
Semipulido M 15
Adz M 24 ~~20~~
60,5x60,5 / 24"x24"
Adz M 29 ~~20~~

MOSAICS



Disponibles en todos los colores
Available in all colours.
Disponible dans tous les colors

Tris Devon White
30x30 12"x12"
P 26



Disponibles en todos los colores
Available in all colours.
Disponible dans tous les colors

Mosaico Devon White
30x30 (5x5) 12"x12"
M45

TECHNICAL SPECIFICATIONS

CUMPLE < 0,5% PEI 3/4 45 / 60 RESISTE RESISTE RESISTE UA C5 C1 / R9 NAT. C3 / R11 ADZ DCOF > 0,42

*Posibilidad de tratamiento C2/C3 sobre el acabado natural. Consulte condiciones.
Este tratamiento puede producir cambio de color en las tonalidades oscuras.
*Possibility to get C2/C3 anti-slip rating for Nat finish. Check conditions.
This process may generate shade variation in dark colours.
*Possibilité de traitement C2/C3 sur la finition naturelle. Consultez les conditions.
Ce traitement peut produire un changement de couleur dans les tons foncés.






Floor tile Devon Gray 60x120. Wall tile Tisse Silver 40x120.

DEVON GRAY 12 DESIGNS 60x120



Floor tile Devon Silver 60x120. Wall tile Tisse Blue 60x120.



White
NCS S 5502-Y

Pearl
NCS S 2002-Y50R

Silver
NCS S 3502-Y

Greige
NCS S 3005-Y50R

Gray
NCS S 4005-Y50R

Graphite
NCS S 5502-Y

Natural Matt


LEMA

Pcb V2 Rc


FORMATS



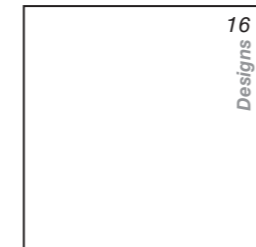
90x180 / 36"x72"
Natural M 37



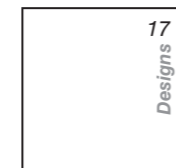
60x120 / 24"x48"
Natural M 23



120x120 / 48"x48"
Natural M 32




90x90 / 35"x35"
Natural M 24




60x60 / 24"x24"
Natural M 13

MOSAICS



Lema White
30x30 (7x7) 12"x12"
P9



Lema White
30x30 (3x15) 12"x12"
P18

TECHNICAL SPECIFICATIONS



*Posibilidad de tratamiento C2/C3 sobre el acabado natural. Consulte condiciones. Este tratamiento puede producir cambio de color en las tonalidades oscuras.
*Possibility to get C2/C3 anti-slip rating for Nat finish. Check conditions. This process may generate shade variation in dark colours.
*Possibilité de traitement C2/C3 sur la finition naturelle. Consultez les conditions. Ce traitement peut produire un changement de couleur dans les tons foncés.



Wall tile Lema White 60x120, Floor tile Lema White 120x120



Wall tile Grassi White 160x320, Floor tile Lema Graphite 120x120


LEMA GRAPHITE 11 DESIGNS 120x120




Floor tile Lema Gray 120x120. Wall tile Lema Graphite 60x120, Gemstone Royalblue 60x120.



Perla
NCS S 1500-N



Arena
NCS S 2005-T20R



Gris
NCS S 3500-N

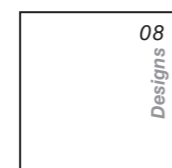


Grafito
NCS S 5000-N
Pcb

ORISTAN Natural Matt Adz Antislip

P V2 R_c NR UPEC

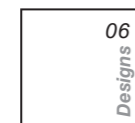
FORMATS



60x60 / 24"x24"
○ Natural M 11
□ Natural M 13
○ Adz M 11




30,3x61,3 / 12"x24"
○ Natural M 10
○ Adz M 10




45x45 / 18"x18"
○ Natural M 9

MOSAICS



Yse Oristan Harmony
(Oristan Arena/Gris/Grafito)
30x30 12"x12"
P22



Oristan Grafito Mosaico
30x30 (2,5x7) 12"x12"
M47

Disponibles en todos los colores
Available in all colours.
Disponible dans tous les colors

TECHNICAL SPECIFICATIONS

CUMPLE < 0,5% 110 / 130 45 / 60 RESISTE RESISTE RESISTE UA C5 C1 / R9 NAT. C3 / R11 ADZ DCOF >0,42

*Posibilidad de tratamiento C2/C3 sobre el acabado natural. Consulte condiciones. Este tratamiento puede producir cambio de color en las tonalidades oscuras.
*Possibility to get C2/C3 anti-slip rating for Nat finish. Check conditions. This process may generate shade variation in dark colours.
*Possibilité de traitement C2/C3 sur la finition naturelle. Consultez les conditions. Ce traitement peut produire un changement de couleur dans les tons foncés.



TAU

Wall tile Oristan Perla 45x90. Floor tile Forever Olivo 20x120.



Wall and Floor tile Oristan Gris 60x60 and Oristan Gris mosaico 30x30 (2,5x7)

ORISTAN GRIS 8 DESIGNS 60x60



Floor tile Oristan Gris 60x60.

Clays

COLLECTION

88

Terracina

92

Terracotta

TAU
cerámica


CLAYS / BARRO / BOUE

TERRACINA

Natural Matt
Adz Antislip

Pcb V3 TXT Rc NR

FORMATS $\neq 20$ Disponible en Gray, Sienna y Umber
Available in Gray, Sienna and Umber.
Disponibles dans Gray, Sienna et Umber.




60x120 / 24"x48"
Natural M 23
Adz M 24
60x120 / 24"x48"
Adz M 33 $\neq 20$




60x60 / 24"x24"
Natural M 13
Adz M 15

MOSAICS Disponibles en Natural
Available in Matt
Disponible dans Matt



R+Q Terracina Gray
29x29 12"x12"
P18
Disponibles en todos los colores
Available in all colours.
Disponible dans tous les colors



Duo Terracina Basic
(Terracina Black/White)
28x28 11 1/32"x11 1/32"
P18



Dam Terracina Serene
(Terracina Sienna/Umber)
25,4x25,4 10"x10"
P10



Floor tile: Terracina Sienna 60x60 and Heritage Multi 60x60.


TECHNICAL SPECIFICATIONS

CUMPLE	< 0,5%	110 / 130	45 / 60	RESISTE	RESISTE	RESISTE	UA	C5	C1 / R10 NAT C3 / R11 ADZ DCOF >0,42


*Posibilidad de tratamiento C2/C3 sobre el acabado natural. Consulte condiciones.
Este tratamiento puede producir cambio de color en las tonalidades oscuras.
*Possibility to get C2/C3 anti-slip rating for Nat finish. Check conditions.
This process may generate shade variation in dark colours.
*Possibilité de traitement C2/C3 sur la finition naturelle. Consultez les conditions.
Ce traitement peut produire un changement de couleur dans les tons foncés.



White
NCS S 1002-Y




Sienna
NCS S 1505-Y30R



Umber
NCS S 2010-Y20R



Gray
NCS S 3005-G80Y



Black
NCS S 8500-N




TAU

Wall tile Terracina Gray 60x120. Floor tile Oristano White 20x120.

TERRACINA



Terracina White detail.




Terracina Black detail.

TERRACINA WHITE 8 DESIGNS 60x120


TERRACINA BLACK 8 DESIGNS 60x120



Floor tile Terracina Sienna 60x120. Wall tile Terracina White 60x120.



White
NCS S 1002-Y



Sienna
NCS S 1505-Y30R



Cotto
NCS S 2010-Y20R



Silver
NCS S 2002-Y

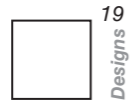
TERRACOTTA

Natural Matt
Adz Antislip



Pcb TXT V3 NR

FORMATS



19
Designs

33,3x33,3 / 13"x13"

- Natural M6
- Adz M6



Wall and Floor tile Terracotta Silver Adz 30x30 and Rennes Umber 25x150

TECHNICAL SPECIFICATIONS

CUMPLE	< 0,5%	110 / 130	45 / 60	RESISTE	RESISTE	RESISTE	UA	C5
								C1 / R9 NAT C3 / R11 ADZ DCOF >0,42



Floor tile Terracotta Sienna 30x30, Terracotta Sienna Adz 30x30




Floor tile Terracotta Sienna and Cotto Adz 30x30.

TERRACOTTA SIENNA 19 DESIGNS 30x30



Wall and Floor tile Terracotta Silver 30x30.

Floor tile Terracotta Sienna Adz 30x30.



Small Sizes

COLLECTION

98 102 106 108 110

Altea

Classics

Cosmo

Magic

Sixtone

TAU
cerámica

SMALL SIZES / PIEZAS PEQUEÑAS / PETITES PIÈCES



White
NCS S 2005 - Y80R



Pearl
NCS S 5005- Y80R



Greige
NCS S 7502-G



Silver
NCS S 8000-N

ALTEA

P V2 TXT N_R O

FORMATS



Designs 10

22,3x22,3 / 8,9"x8,9"

○ Natural M 14

10 diseños diferentes servidos aleatoriamente.
10 different designs randomly served.
10 différents modèles servis au hasard.

Wall tile Tisse Altea White 22,3x22,3 Floor tile Tisse Integra Gray 90x90



Wall tile Lema White 60x120 Floor tile Altea White 22,3x22,3, Lema White 60x120





Fauna Greige
NCS S 1002-Y



Liguria White
NCS S 1002-Y



Turia Mix
NCS S 1002-Y




Egeo Gray
NCS S 1002-Y



Spring Silver
NCS S 1002-Y



Maori Black
NCS S 1002-Y



Flora Pearl
NCS S 1002-Y



Rubik Gray
NCS S 1002-Y

CLASSICS

P V2+ TXT NR O

FORMATS



Designs 10

22,3x22,3 / 8,9"x8,9"

○ Natural M 14

Wall tile Tisse Altea White 22,3x22,3 Floor tile Tisse Integra Gray 90x90



TAU



Wall tile Lema White 60x120 Floor tile Altea White 22,3x22,3, Lema White 60x120




Floor tile *Spring Silver* 22,3x22,3

Floor tile *Lema Greige* 90x90. Wall tile *Fauna Greige* 22,3x22,3



Wall tile *Egeo Gray* 22,3x22,3 Floor tile *Egeo Gray* 22,3x22,3 *Lema Pearl* 120x120



COSMO

P V2+ TXT Nr○


FORMATS

Designs 18
20x24 8x9,6"
○ Natural M 21



White
NCS S 2005 - Y80R


Floor tile Cosmo Black 20x24




Silver
NCS S 3000-N




Black
NCS S 8500-N



Wall tile Cosmo White 20x24 Floor tile Cosmo Black 20x24




White
NCS S 2005 - Y80R



Silver
NCS S 3000-N



Gray
NCS S 7502-G



Black
NCS S 1002-Y

MAGIC

P V2+ TXT N_R○

FORMATS



Designs 18

20x24 8x9,6"

○ Natural M 21

Floor tile Magic Gray, Black, Silver and White 20x24

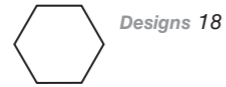


Floor tile Magic Gray, Black, Silver and White 20x24

SIXTONE

P V2+ TXT NR O


FORMATS



19,8x22,8 7,7x8,9"

○ Natural M 24


SPECIAL PIECES



Dc Sixtone Silver
19,8x22,8 7,7x8,9"
M26



Dc Sixtone Greige
19,8x22,8 7,7x8,9"
M26



Dc Sixtone Graphite
19,8x22,8 7,7x8,9"
M26

Wall tile Sixtone White 19,8x22,8 Dc Sixtone Silver 19,8x22,8 Floor tile Diluca White 20x120



White
NCS S 1502-Y50R



Pearl
NCS S 2002-Y50R



Silver
NCS S 3502-Y



Greige
NCS S 3005-Y50R



Gray
NCS S 4005-Y50R



Graphite
NCS S 5502-Y



TAU

Wall tile Sixtone Greige 19,8x22,8. Floor tile Integra Greige 120x120

Stones

COLLECTION

114 118 122 126 130 134 138 142 148 152

Belcastel

Borriolstone

Etnastone

Fidenza

Integra

Litium

Mainstone

Palomastone

Roadstone

Soapstone



Silver
NCS S 2002 - Y50R



Graphite
NCS S 5502Y

Natural Matt

BELCASTEL

Pcb V2+ Rc

FORMATS



11
Designs

90x180 / 35"x72"

☐ Natural M 37




22
Designs

90x90 / 35"x35"

☐ Natural M 24

☐ Adz M 33 ~~20~~




12
Designs

60x120 / 24"x48"


☐ Natural M 23

MOSAICS



Belcastel Silver
30x30 (5x5) 12"x12"

☐ Natural M45



Belcastel Graphite
30x30 (5x5) 12"x12"

☐ Natural M45



Wall tile Belcastel Silver 90x180 Metal Steel 60x120 and Riv Quabella Coral 30x90.
Floor tile Belcastel Silver 90x90

TECHNICAL SPECIFICATIONS

CUMPLE	< 0,5%	110/130	45 / 60	RESISTE	RESISTE	RESISTE	UA	C5	DCOF > 0,42 C1 / R9 NAT. C3 / R11 ADZ

*Posibilidad de tratamiento C2/C3 sobre el acabado natural. Consulte condiciones. Este tratamiento puede producir cambio de color en las tonalidades oscuras.
*Possibility to get C2/C3 anti-slip rating for Nat finish. Check conditions. This process may generate shade variation in dark colours.
*Possibilité de traitement C2/C3 sur la finition naturelle. Consultez les conditions. Ce traitement peut produire un changement de couleur dans les tons foncés.




Wall tile Belcastel Silver 90x180. Floor tile Belcastel Silver 90x90.



Floor tile Belcastel Graphite 90x90. Wall tile Riv Neo Palomastone Graphite 33,3x100.

BELCASTEL SILVER 22 DESIGNS 90x90



Floor tile Belcastel Graphite 90x90. Diluca Umber 22,5x180.

Semipulido Lappato
Texturizado Textured

BORRIOLSTONE

Pcb V2 TXT Rc

FORMATS



120x120 / 48"x48"

- ☐ Texturizado M 34
- ☐ Semipulido M 35



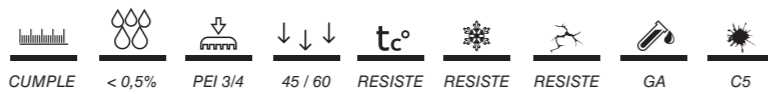
60x120 / 24"x48"

- ☐ Texturizado M 26
- ☐ Semipulido M 27



Wall tile Rlv. Edra White 16,3x51,7 Floor Tile Borriolstone Sand 60x120

TECHNICAL SPECIFICATIONS



*Posibilidad de tratamiento C3 sobre el acabado natural. Consulte condiciones.
Este tratamiento puede producir cambio de color en las tonalidades oscuras.
*Possibility to get C3 anti-slip rating for Nat finish. Check conditions.
This process may generate shade variation in dark colours.
*Possibilité de traitement C3 sur la finition naturelle. Consultez les conditions.
Ce traitement peut produire un changement de couleur dans les tons foncés.

White
NCS S 1002-Y

Sand
NCS S 2005-Y40R

Silver
NCS S 2502-Y



TAU

Floor tile Borriolstone Sand 60x120

BORRIOLSTONE




Floor tile Borriolstone White 120x120


BORRIOLSTONE WHITE 05 DESIGNS 120x120



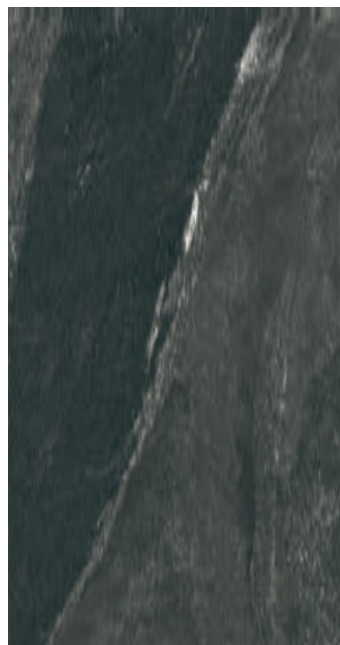
Floor tile Borriolstone Silver 120x120



Gray
NCS S S 7000-N



Graphite
NCS S S 6502-Y




Black
NCS S S 5502-Y

Texturizado Textured

ETNASTONE

Pcb V2+ TXT Rc


FORMATS



120x120 / 48"x48"
Texturizado M 40



15x120 / 6"x48"
Texturizado P 10



60x120 / 24"x48"
Texturizado M29



Etнаstone Graphite Detail

TECHNICAL SPECIFICATIONS



*Posibilidad de tratamiento C2 sobre el acabado natural. Consulte condiciones.
Este tratamiento puede producir cambio de color en las tonalidades oscuras.
*Possibility to get C2 anti-slip rating for Nat finish. Check conditions.
This process may generate shade variation in dark colours.
*Possibilité de traitement C2 sur la finition naturelle. Consultez les conditions.
Ce traitement peut produire un changement de couleur dans les tons foncés.



TAU


Floor tile Etнаstone Gray 120x120

ETNASTONE




Wall tile Etnastone Black 120x120

ETNASTONE BLACK 05 DESIGNS 120x120



Floor tile Etnastone Graphite 60x120



Pearl
NCS S 1002-Y

Linen
NCS S 1002-G

Silver
NCS S 1502-Y

Sand
NCS S 1005-Y20R

Tan
NCS S 2002-Y

Gray
NCS S 2002-G

Graphite
NCS S 6502-Y

Natural Matt
Semipulido Lappato
Rlv. Adz Grip


FIDENZA

P_{cb} **V3** **TXT** **R_c** **N_R**

FORMATS **↔20** *Disponible en Silver, Tan, Gray*
Available in Silver, Tan, Gray
Disponibile dans silver, Tan, Gray



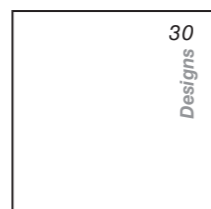
120x120 / 48"x48"
☐ Natural M 32
☐ Semipulido M 34



60x120 / 24"x48"
☐ Natural M 23
☐ Semipulido M 26

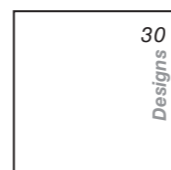


30x60 / 12"x24"
☐ Natural M 12
☐ Semipulido M 14
☐ Adz M 14



75x75 / 30"x30"
☐ Natural M 18
☐ Semipulido M 21

75,5x75,5 / 30"x30"
☐ Adz M 31 ↔20



60x60 / 24"x24"
☐ Natural M 13
☐ Semipulido M 15
☐ Adz M 15

61x61 / 24"x24"
○ Adz M 24 ↔20

TECHNICAL SPECIFICATIONS

CUMPLE < 0,5% 110 / 130 45 / 60 **RESISTE** **RESISTE** **RESISTE** **UA** **C5**

C1 / R9 SEMI
C1 / R10 NAT.
C3 / R11 ADZ
DCOF >0,42

*Posibilidad de tratamiento C2/C3 sobre el acabado natural. Consulte condiciones. Este tratamiento puede producir cambio de color en las tonalidades oscuras.
 *Possibility to get C2/C3 anti-slip rating for Nat finish. Check conditions. This process may generate shade variation in dark colours.
 *Possibilité de traitement C2/C3 sur la finition naturelle. Consultez les conditions. Ce traitement peut produire un changement de couleur dans les tons foncés.




Wall tile Fidenza Linen 60x120. Floor tile Oristano White 20x120.



Floor tile Fidenza Graphite 60x120. Wall tile Fidenza Gray 60x120. Fidenza Graphite Helix 29x29 and Taj Mahal White 120x120


FIDENZA MOSAICS




3D Fidenza Temperate
(Fidenza Pearl / Silver / Grap.)
29,5x34 1 13/16" x 1 3/4"
P15



3D Fidenza Serene
(Linen / Sand / Tan)
29,5x34 1 13/16" x 1 3/4"
P15



R+Q Fidenza Silver
30x30 12"x12"
P18
Disponibles en todos los colores.
Available in all colours.
Disponible dans tous les colors.



Helix Fidenza Pearl
29x29 1 12/16" x 1 12/16"
P19
Disponibles en todos los colores.
Available in all colours.
Disponible dans tous les colors.



Fidenza Pearl
30x30 (5x5) 12"x12"
Semipulido M45
Disponibles en todos los colores.
Available in all colours.
Disponible dans tous les colors.



Floor tile Fidenza Pearl 75x75. Wall tile Fidenza Pearl 60x120.

FIDENZA PEARL 15 DESIGNS 60x120



MILETTO PEARL
60x120 P49
Disponibles en todos los colores.
Available in all colours.



White
NCS S 1502-Y50R

Pearl
NCS S 2002-Y50R

Silver
NCS S 3502-Y

Greige
NCS S 3005-Y50R

Gray
NCS S 4005-Y50R


Graphite
NCS S 5502-Y

Natural Matt


INTEGRA

Pcb V2 Rc


FORMATS



120x120 / 48"x48"
Natural M 32



60x120 / 24"x48"
Natural M 23
Adz M 33 \neq 20



90x90 / 35"x35"
Natural M 24
Adz M 33 \neq 20



60x60 / 24"x24"
Natural M 13
Adz M 29 \neq 20




30x60 / 12"x24"
Natural M 12

MOSAICS



Mosaico Integra Silver
30x30 (5x5) 12"x12"
M45

Disponible en todos los colores
Available in all colours.
Disponible dans tous les colors



Mosaico Integra Silver
30x30 (10x10) 12"x12"
M37

Disponible en todos los colores
Available in all colours.
Disponible dans tous les colors

TECHNICAL SPECIFICATIONS

CUMPLE < 0,5% 45 / 60 **RESISTE** **RESISTE** **RESISTE** **GA** **C5** **C1 / R10 NAT.**
 DCOF >0,42

*Posibilidad de tratamiento C2 sobre el acabado natural. Consulte condiciones.
Este tratamiento puede producir cambio de color en las tonalidades oscuras.
*Possibility to get C2 anti-slip rating for Nat finish. Check conditions.
This process may generate shade variation in dark colours.
*Possibilité de traitement C2 sur la finition naturelle. Consultez les conditions.
Ce traitement peut produire un changement de couleur dans les tons foncés.



TAU




Wall tile Gemstone Royalblue 120x120 Elite Silver 60x120, Floor tile Elite Silver 120x120 Integra Silver 120x120


INTEGRA SILVER 04 DESIGNS 120x120




Wall tile Integra Greige 90x180, 60x120, Brest Tan 25x150 Floor tile Integra Greige 120x120



Pearl
NCS S 1002-G



Silver
NCS S 2002-Y



Gray
NCS S 1502-Y

LITIUM

Natural Matt
Pulido Polished

P V2 R

FORMATS



06

Designs

120x120 / 48"x48"

- Natural M 32
- Pulido M 37




24

Designs

75x75 / 30"x30"

- Natural M 18
- Pulido M 21



12

Designs

60x120 / 24"x48"

- Natural M 23
- Pulido M 26



24

Designs

60x60 / 24"x24"

- Natural M 13
- Pulido M 15



48

Designs

30x60 / 12"x24"


- Natural M 12
- Pulido M 14

MOSAICS

Disponibles en Natural y pulido.
Available in Matt and Polished.
Disponible dans Matt et Brillant



Marmi Litium
(Litium Pearl / Gray)
20x40 8"x16"
P10



TC Litium Pearl
30x30 12"x12"
P19



TC Litium Silver
30x30 12"x12"
P19




TC Litium Gray
30x30 12"x12"
P19

TECHNICAL SPECIFICATIONS

CUMPLE < 0,5% PEI 3/4 45 / 60 RESISTE RESISTE RESISTE GA C5 C1 / R9 NAT. DCOF >0,42

*Posibilidad de tratamiento C2 sobre el acabado natural. Consulte condiciones.
Este tratamiento puede producir cambio de color en las tonalidades oscuras.
*Possibility to get C2 anti-slip rating for Nat finish. Check conditions.
This process may generate shade variation in dark colours.
*Possibilité de traitement C2 sur la finition naturelle. Consultez les conditions.
Ce traitement peut produire un changement de couleur dans les tons foncés.





LITUM GRAY 6 DESIGNS 75x75




Wall tile Litium Silver 60x120. Floor tile Litium Silver 60x120.



Silver
NCS S 2005 - Y80R



Gray
NCS S 5005 - Y80R



Graphite
NCS S 7502-G



Black
NCS S 8000-N


Disponibile in Granilla Pulida
Available in High Polished
Disponibles en Formatos
60x120 y 60x60
Available in Formats
60x120 and 60x60

MAINSTONE

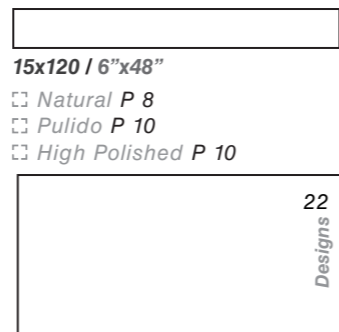
Natural Matt
Pulido Polished
Granilla Pulida High Polished

Pcb V3 R

FORMATS



120x120 / 48"x48"
Natural M 32
Pulido M 37
High polished M 40 (Black)



60x120 / 24"x48"
Natural M 23
Pulido M 26
High polished M 29 (Black)



60x60 / 24"x24"
Natural M 13
Pulido M 15




75x150 / 30"x60"
Natural M 26
Pulido M 32



75x75 / 30"x30"
Natural M 18
Pulido M 21

MOSAICS



Mosaico Mainstone Gray
30x30 (5x5) 12"x12"
M45
Disponibile en todos los colores
Available in all colours.
Disponibile dans tous les colors

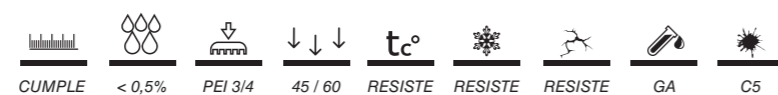


Mosaico Mainstone Gray
30x30 (10x10) 12"x12"
M37
Disponibile en todos los colores
Available in all colours.
Disponibile dans tous les colors



Legno Mainstone Gray
22x22 8 21/32"x 8 21/32"
P6
Disponibile en todos los colores
Available in all colours.
Disponibile dans tous les colors

TECHNICAL SPECIFICATIONS



*Posibilidad de tratamiento C2 sobre el acabado natural. Consulte condiciones.
Este tratamiento puede producir cambio de color en las tonalidades oscuras.
*Possibility to get C2 anti-slip rating for Nat finish. Check conditions.
This process may generate shade variation in dark colours.
*Possibilité de traitement C2 sur la finition naturelle. Consultez les conditions.
Ce traitement peut produire un changement de couleur dans les tons foncés.



TAU


Wall tile Mainstone Silver 60x120. Floor tile Mainstone Gray 120x120

MAINSTONE



Wall tile Mainstone Gray 120x120, Mosaic Hex. 7x7 Floor tile Elite Pearl 120x120


MAINSTONE GRAY 11 DESIGNS 120x120



Wall tile Mainstone Pearl 120x120, Elite Silver 60x120. Floor tile Elite Silver 120x120



White
NCS S 1505-Y30R



Silver
NCS S 2502-Y



Graphite
NCS S 6005-Y80R

PALOMASTONE Natural matt Abujardado

Pcb TXT V2 RLV R_c

FORMATS




Designs 8
120x120 / 48"x48"
Natural M 32



Designs 12
90x90 / 35"x35"
Natural M 24



Designs 21
60x60 / 24"x24"
Natural M 13



Designs 6
75x150 / 30"x60"
Natural M 26



Designs 16
60x120 / 24"x48"
Natural M 23
Abujardado M 24




Designs 42
30x60 / 12"x24"
Natural M 12



Designs 3
16,3x51,7 / 6"x20"
Natural M 22
Rlv. Edra
Natural M 24

MOSAICS



Aurea Palomastone Graphite
24,5x28 9,9"x11,2"
P21

Disponible en todos los colores
Available in all colours.
Disponible dans tous les colors



Mosaico Palomastone Graphite
30x30 (5x5) 12"x12"
M 45

Disponible en todos los colores
Available in all colours.
Disponible dans tous les colors

TECHNICAL SPECIFICATIONS

CUMPLE	< 0,5%	PEI 3/4	45 / 60	RESISTE	RESISTE	RESISTE	GA	C5	C1 / R10	C3 / R11 ABUJARDADO

*Posibilidad de tratamiento C2/C3 sobre el acabado natural. Consulte condiciones.
Este tratamiento puede producir cambio de color en las tonalidades oscuras.
*Possibility to get C2/C3 anti-slip rating for Nat finish. Check conditions.
This process may generate shade variation in dark colours.
*Possibilité de traitement C2/C3 sur la finition naturelle. Consultez les conditions.
Ce traitement peut produire un changement de couleur dans les tons foncés.



TAU

Wall and Floor tile Palomastone Silver 60x120.

PALOMASTONE



Floor tile Palomastone White 60x120

Wall tile Essence Dot Pearl 33,3x100, Palomastone wall Graphite 33,3x100. Riv Edra Palomastone Graphite 16,3x51,7.
Floor tile Palomastone Graphite 90x90.




Wall tile Palomastone Graphite and RLV Edra Palomastone Graphite 16,3x51,7 Floor tile Palomastone Graphite 16,3x51,7



White
NCS S 1505-Y30R



Silver
NCS S 2502-Y



Graphite
NCS S 6005-Y80R



Wall tile Rlv Via Palomastone White 33,3x100x0,7, Palomastone Rlv Edra White 16,3x51,7



Wall tile Rlv Edra Palomastone Silver 16,3x51,7, Rlv Via Palomastone Silver 100x33,3.

Wall tile Rlv Edra Palomastone Silver 16,3x51,7, Palomastone Silver 75x150 Floor tile Palomastone Silver 75x150.






Linen
NCS S 0300-N



Tan
NCS S 3005Y20R



Pearl
NCS S 0500-N



Silver
NCS S 1500-N



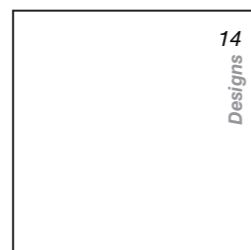
Gray
NCS S 3500-N

ROADSTONE

Natural Matt
Semipulido Lappato

Pcb V2 Rc

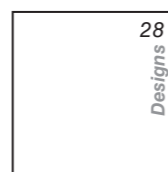
FORMATS



90x90 / 35"x35"
Natural M 24
Semipulido M 27




75x150 / 30"x60"
Natural M 26
Disponible en Silver y Linen
Available in Silver and Linen
Disponible dans Silver et Linen



60x60 / 24"x24"
Natural M 13
Semipulido M 15



30x60 / 12"x24"
Natural M 12
Semipulido M 14



60x120 / 24"x48"
Natural M 23
Semipulido M 26

MOSAICS



Longer Roadstone Linen
30x30 12"x12"
P21

Disponibles en todos los colores
Available in all colours.
Disponible dans tous les colors.



Longer Roadstone Mix
(Gray, Silver, Pearl)
30x30 12"x12"
P21

TECHNICAL SPECIFICATIONS

CUMPLE < 0,5% 110/130 45 / 60 RESISTE RESISTE RESISTE UA C5 C1 / R10 NAT
C1 / R9 SEMI. DCOF>0,42

*Posibilidad de tratamiento C2/C3 sobre el acabado natural. Consulte condiciones.
Este tratamiento puede producir cambio de color en las tonalidades oscuras.
*Possibility to get C2/C3 anti-slip rating for Nat finish. Check conditions.
This process may generate shade variation in dark colours.
*Possibilité de traitement C2/C3 sur la finition naturelle. Consultez les conditions.
Ce traitement peut produire un changement de couleur dans les tons foncés.



Wall tile Roadstone Tan 90x90. Floor tile Roadstone Tan 90x90.



Floor tile Rennes Tan 25x150. Wall tile Roadstone Linen 90x90.

ROADSTONE LINEN 14 DESIGNS 90x90



Floor tile Brest Coffee 25x150. Wall tile Roadstone Gray 90x90.

SOAPSTONE

Natural Matt
Pulido Polished

P V2 R

FORMATS




05
Designs

90x180 / 35"x71"
Natural M 37
Pulido M 40



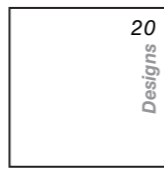
10
Designs

75x75 / 30"x30"
Natural M 18
Pulido M 21



10
Designs

60x120 / 24"x48"
Natural M 23
Pulido M 26



20
Designs

60x60 / 24"x24"
Natural M 13
Pulido M 15



40
Designs

30x60 / 12"x24"
Natural M 12
Pulido M 14




06
Designs


120x120 / 48"x48"
Natural M 32
Pulido M 37

Disponible en Silver y Tan
Available in Silver and Tan
Disponible dans Silver et Tan


MOSAICS



Soapstone White
30x30 (7x7) 12"x12"
P9




Soapstone Silver
30x30 (7x7) 12"x12"
P9



Soapstone Graphite
30x30 (7x7) 12"x12"
P9



Soapstone Tan
30x30 (7x7) 12"x12"
P9



Soapstone Gray
30x30 (7x7) 12"x12"
P9

TECHNICAL SPECIFICATIONS

CUMPLE 0,1%
 PEI 3/4
45 / 60
RESISTE
RESISTE
RESISTE
GA
C5

*Posibilidad de tratamiento C2 sobre el acabado natural. Consulte condiciones. Este tratamiento puede producir cambio de color en las tonalidades oscuras.
 *Possibility to get C2 anti-slip rating for Nat finish. Check conditions. This process may generate shade variation in dark colours.
 *Possibilité de traitement C2 sur la finition naturelle. Consultez les conditions. Ce traitement peut produire un changement de couleur dans les tons foncés.



White
NCS S 1002-Y

Tan
NCS S 2005-Y50R

Silver
NCS S 1500-N

Gray
NCS S 3500-N

Graphite
NCS S 5502-B



TAU

Wall tile Soapstone Silver 90x180, Rivet Gray 60x60 and Materia Textile 300x100 **3** Floor tile Oristano White 20x120.



Floor tile Soapstone Gray 90x180. Wall tile Soapstone Graphite and Gray 90x180.

SOAPSTONE GRAPHITE 10 DESIGNS 60x120



Floor tile Diluca White 22,5x180. Wall tile Soapstone White and Tan 90x180.

Woods

COLLECTION

158 162 166 170 174 178 182 186 190 194

Bohars

Brest

Diluca

Eternal

Forever

Marsala

Origin

Oristano

Ragusa

Rennes



Olivo
NCS S 3005Y20R



Sand
NCS S 2010Y20R



Camel
NCS S 2010Y30R

Natural Matt

BOHARS

Pcb V3+ TXT R_c

FORMATS



25x150 / 10"x59"

□ Natural M 22

HERA



Hera Olivo
16,3x51,7 6"x20"
□ M 24



Hera Camel
16,3x51,7 6"x20"
□ M 24

SPECIAL PIECES



Peldaño Extrusionado / Extruded Step
1200x320x30
P 40

Disponible en todos los colores.
Available in all colours.
Disponible dans tous les coloris.



Foor tile Bohars Olivo 25x150.

TECHNICAL SPECIFICATIONS

CUMPLE	< 0,5%	110/130	45 / 60	RESISTE	RESISTE	RESISTE	UA	C5	C1 / R9 NAT DCOF > 0,42



Wall tile Bohars Sand 25x150. Floor tile Belcastel Silver 90x90.



Floor tile Bohars Olivo 25x150. Wall tile Roadstone Pearl 30x90, Maiolica Royalblue 7,5x30 and Dc. Roadstone Mix 30x90.

BOHARS OLIVO 33 DESIGNS 25x150





Sand
NCS S 2010Y20R



Tan
NCS S 4020-Y40R



Umber
NCS S 5010-Y30R

Natural Matt

BREST

Pcb V3 TXT Rc

FORMATS



25x150 / 10"x59"
Natural M 22

CASETTO



Casetto Brest Umber
90x90 35"x35"
Designs 09
Natural M 24

TECHNICAL SPECIFICATIONS

CUMPLE	< 0,5%	110/130	45 / 60	RESISTE	RESISTE	RESISTE	UA	C5	C1 / R9 DCOF > 0,42



Floor tile Brest Tan 25x150

BREST



Floor tile Casetto Brest Umber 90x90

BREST UMBER 14 DESIGNS 25x150



Floor tile Roadstone Linen 90x90 and Casetto Brest Umber 90x90. Wall tile Brest Umber 25x150 and Moma Rusteel 320x160 (Ascale).



White
NCS S 1502-Y50R



Tan
NCS S 2005-Y50R




Umber
NCS S 4020-Y30R

Natural Matt

DILUCA

Pcb V3 Rcl

FORMATS



Designs 18

30x180 / 12"x71"
Natural M 33



Designs 24

22,5x180 / 9"x71"
Natural M 33



Designs 36

20x120 / 8"x48"
Natural M 18

TXT

MOSAICS



Legno Diluca Umber
22x22 8²/₃₂"x 8²/₃₂"
P6



Legno Diluca Tan
22x22 8²/₃₂"x 8²/₃₂"
P6



Legno Diluca White
22x22 8²/₃₂"x 8²/₃₂"
P6

TECHNICAL SPECIFICATIONS



*Posibilidad de tratamiento C2/C3 sobre el acabado natural formato 20x120. Consulte condiciones. Este tratamiento puede producir cambio de color en las tonalidades oscuras.
*Possibility to get C2/C3 anti-slip rating for Nat finish 20x120 format. Check conditions. This process may generate shade variation in dark colours.
*Possibilité de traitement C2/C3 sur la finition naturelle 20x120 format. Consultez les conditions. Ce traitement peut produire un changement de couleur dans les tons foncés.



Wall tile Tisse White and Blue 60x120. Floor tile Diluca White 22,5x180.



Floor tile Diluca White 22,5x180.

DILUCA TAN 36 DESIGNS 20x120



Floor and Wall tile Diluca Umber 22,5x180.



Haya
NCS S 2005-Y40R



Olivo
NCS S 4005-Y20R



Roble
NCS S 4010-Y30R



Teka
NCS S 6010-Y50R

Natural Matt

ETERNAL

P V2 Rc

FORMATS



25x150 / 10"x59"

□ Natural M 22



25x100 / 10"x39"

○ Natural M 7

MOSAICS



Legno Eternal Haya
22x22 8²¹/₃₂"x 8²¹/₃₂"
P6



Legno Eternal Olivo
22x22 8²¹/₃₂"x 8²¹/₃₂"
P6



Legno Eternal Roble
22x22 8²¹/₃₂"x 8²¹/₃₂"
P6



Legno Eternal Teka
22x22 8²¹/₃₂"x 8²¹/₃₂"
P6

SPECIAL PIECES



Peldaño Extrusionado / Extruded Step
1200x317x40
P 40

Disponible en todos los colores.
Available in all colours.
Disponible dans tous les coloris.

TECHNICAL SPECIFICATIONS



*Posibilidad de tratamiento C2/C3 sobre el acabado natural formato 25x100. Consulte condiciones.
Este tratamiento puede producir cambio de color en las tonalidades oscuras.
*Possibility to get C2/C3 anti-slip rating for Nat finish 25x100 format. Check conditions.
This process may generate shade variation in dark colours.
*Possibilité de traitement C2/C3 sur la finition naturelle 25x100 format. Consultez les conditions.
Ce traitement peut produire un changement de couleur dans les tons foncés.



TAU

Floor tile Eternal Roble 25x150. Wall tile Fidenza Pearl 60x120.




Floor tile Eternal Teko 25x150.

ETERNAL TEKA 18 DESIGNS 25x150




Floor tile Eternal Haya 25x150. Wall tile Maison Silver 60x120



Arce
NCS S 1002-Y



Tilo
NCS S 1502-Y



Haya
NCS S 1505-Y10R



Roble
NCS S 3010-Y30R




Olivo
NCS S 2005-Y20R

FOREVER Natural Matt Adz Antislip

P **V3** **Rc** **NR**


FORMATS

≠ 20 Disponible en Haya, Olivo, Roble
Available in Haya, Olivo and Roble
Disponible dans Haya, Olivo et Roble



30x120,5 / 12"x48"

Adz M 33 **≠ 20**



20x120 / 8"x48"

Natural M 18



25x100 / 10"x39"

Natural M 7
Adz M 7



15x60 / 6"x24"

Natural M 11
Adz M 11

MOSAICS



Forever Mosaico A
Haya / Roble / Arce (5x5)
30x30 12"x12"
M45



Forever Mosaico B
Tilo / Olivo (5x5)
30x30 12"x12"
M45



Legno Forever Roble
22x22 8²¹/₃₂"x 8²¹/₃₂"
P6

Disponibles en todos los colores
Available in all colours.
Disponible dans tous les colors.

TECHNICAL SPECIFICATIONS

CUMPLE **< 0,5%** **PEI 3/4** **45 / 60** **RESISTE** **RESISTE** **RESISTE** **UA** **C5** **C1 / R9 NAT. C3 / R12 ADZ DCOF > 0,42**

*Posibilidad de tratamiento C2/C3 sobre el acabado natural. Consulte condiciones. Este tratamiento puede producir cambio de color en las tonalidades oscuras.
*Possibility to get C2/C3 anti-slip rating for Nat finish. Check conditions. This process may generate shade variation in dark colours.
*Possibilité de traitement C2/C3 sur la finition naturelle. Consultez les conditions. Ce traitement peut produire un changement de couleur dans les tons foncés.



Floor tile Forever Tilo 20x120 Wall tile Sassari Graphite 60x120




Floor tile Forever Olivo 20x120.

FOREVER OLIVO 18 DESIGNS 20x120



Floor tile Forever Roble 20x120.



Tan
NCS S 1002-Y



Umber
NCS S 3010-Y20R




Gray
NCS S 4010-G90Y

MARSALA

Natural Matt
Adz Antislip

Pcb V3+ TXT Rct

FORMATS



20x120 / 8"x48"

□ Natural M 18



30x120,5 / 12"x48"

□ Adz M 33 \neq 20

\neq 20 Disponible en Umber y Gray
Available in Umber and Gray
Disponible dans Umber et Gray

MOSAICS

Disponibles en Natural
Available in Natural
Disponible dans Natural



Legno Marsala Tan
22x22 8²¹/₃₂"x 8²¹/₃₂"
P6



Legno Marsala Umber
22x22 8²¹/₃₂"x 8²¹/₃₂"
P6



Legno Marsala Gray
22x22 8²¹/₃₂"x 8²¹/₃₂"
P6

TECHNICAL SPECIFICATIONS

CUMPLE	< 0,5%	110/130	45 / 60	RESISTE	RESISTE	RESISTE	UA	C5
								C1 / R9 C3 / R11 ADZ DCOF > 0,42

*Posibilidad de tratamiento C2/C3 sobre el acabado natural. Consulte condiciones.
Este tratamiento puede producir cambio de color en las tonalidades oscuras.
*Possibility to get C2/C3 anti-slip rating for Nat finish. Check conditions.
This process may generate shade variation in dark colours.
*Possibilité de traitement C2/C3 sur la finition naturelle. Consultez les conditions.
Ce traitement peut produire un changement de couleur dans les tons foncés.



Floor tile Marsala Umber 20x120. Wall tile Fidenza Sand 60x120, Mosaic R+Q Fidenza Sand 30x30 and Marsala Umber 20x120



Floor tile Marsala Gray 20x120. Wall tile Marsala Gray 20x120

MARSALA GRAY 45 DESIGNS 20x120



Floor tile Marsala Tan 20x120. Wall tile Terracina Gray 60x120, R+Q Terracina Gray 29x29 and Roadstone Linen 30x90.



Sand
NCS S 1005-Y20R



Silver
NCS S 1500-N



Umber
NCS S 4010-Y30R



Tan
NCS S 4020-Y30R



Gray
NCS S 3500-N

ORIGIN

Natural Matt
Adz Antislip


P V3+ TXT R

FORMATS




30x180 / 12"x71"

Natural M 33



22,5x180 / 9"x71"

Natural M 33



20x120 / 8"x48"

Natural M 18

Adz M 19

Disponibles en Silver, Sand, Umber
Available in Silver, Sand, Umber
Disponible dans Silver, Sand, Umber

MOSAICS



Disponibles en todos los colores
Available in all colours.
Disponible dans tous les colors.

Legno Origin Tan
22x22 8²¹/₃₂" x 8²¹/₃₂"
P6



Origin Gray detail



Origin Umber detail

TECHNICAL SPECIFICATIONS

CUMPLE	< 0,5%	PEI 3/4	45 / 60	RESISTE	RESISTE	RESISTE	UA	C5	C1 / R9 NAT. C3 / R11 ADZ DCOF > 0,42

*Posibilidad de tratamiento C2/C3 sobre el acabado natural. Consulte condiciones.
Este tratamiento puede producir cambio de color en las tonalidades oscuras.
*Possibility to get C2/C3 anti-slip rating for Nat finish. Check conditions.
This process may generate shade variation in dark colours.
*Possibilité de traitement C2/C3 sur la finition naturelle. Consultez les conditions.
Ce traitement peut produire un changement de couleur dans les tons foncés.



Wall tile Origin Tan 20x120 and Marquina Black 120x240. Floor tile Origin Tan 20x120



Floor tile Origin Umber 30x180.


ORIGIN UMBER 24 DESIGNS 22,5x180




Wall tile Origin Gray 22,5x180. Floor tile Origin Silver 22,5x180.



White
NCS S 1002-Y



Coffee
NCS S 6005-Y20R



Black
NCS S 8500-N

Natural Matt

ORISTANO

Pcb V3+ TXT Rc

FORMATS

Designs 24

20x120 / 8"x48"

□ Natural M 18

MOSAICS



Legno Oristano White
(Oristano White)
22x22 8²/₃₂"x 8²/₃₂"
P6



Legno Oristano Basic
(Oristano White)
22x22 8²/₃₂"x 8²/₃₂"
P6



Legno Oristano Gloomy
(Oristano Coffee / White)
22x22 8²/₃₂"x 8²/₃₂"
P6

Disponibles en todos los colores.
Available in all colours.
Disponible dans tous les colors.



Floor tile Oristano White 20x120. Wall tile Bianchi and Brindisi 30x90

TECHNICAL SPECIFICATIONS


CUMPLE	< 0,5%	110/130	45 / 60	RESISTE	RESISTE	RESISTE	UA	C5	C1 / R9 NAT. DCOF > 0,42

*Posibilidad de tratamiento C2/C3 sobre el acabado natural. Consulte condiciones.
Este tratamiento puede producir cambio de color en las tonalidades oscuras.
*Possibility to get C2/C3 anti-slip rating for Nat finish. Check conditions.
This process may generate shade variation in dark colours.
*Possibilité de traitement C2/C3 sur la finition naturelle. Consultez les conditions.
Ce traitement peut produire un changement de couleur dans les tons foncés.



TAU

Wall tile Oristano Coffee 20x120 and Terraccina White 60x120. Floor tile Oristano Coffee 20x120.



Wall Tile Oristano White detail

Wall Tile Oristano Black detail

ORISTANO WHITE 24 DESIGNS 20x120



Floor and Wall tile Oristano White 20x120 and Castrovillari White 60x120.



Sand
NCS S 1005-Y20R



Camel
NCS S 3020-Y20R



Umber
NCS S 4010-Y10R




Coffee
NCS S 5010-Y10R

RAGUSA

Natural Matt
Adz Antislip

Pcb V3 Rc

FORMATS



20x120 / 8"x48"
Natural M 18
Adz M 19

MOSAICS



Legno Ragusa Sand
22x22 8²¹/₃₂"x 8²¹/₃₂"
P6



Legno Ragusa Camel
22x22 8²¹/₃₂"x 8²¹/₃₂"
P6



Legno Ragusa Umber
22x22 8²¹/₃₂"x 8²¹/₃₂"
P6




Legno Ragusa Coffee
22x22 8²¹/₃₂"x 8²¹/₃₂"
P6

TECHNICAL SPECIFICATIONS

CUMPLE < 0,5% 110/130 45 / 60 t_c RESISTE RESISTE RESISTE UA C5 C1 / R9 NAT. C3 / R11 ADZ DCOF > 0,42

*Gradone disponible en 30x120
*Gradone available in 12"x48"
*Gradone disponible dans 30x120





Floor tile Ragusa Sand 20x120 and Castrovillari White 60x120. Wall tile Alpi White 120x240

RAGUSA SAND 45 DESIGNS 20x120



Floor tile Ragusa Umber 20x120.



White
NCS S 1002-Y



Tan
NCS S 3020-Y40R



Umber
NCS S 5010-Y30R

Natural Matt

RENNES

P V3+ TXT Rc

FORMATS



25x150 / 10"x59"

Natural M 22

CASETTO



Casetto Rennes White
90x90 35"x35"
Designs 09

Natural M 24



Casetto Rennes Umber
90x90 35"x35"
Designs 09

Natural M 24

TECHNICAL SPECIFICATIONS

CUMPLE	< 0,5%	110/130	45 / 60	RESISTE	RESISTE	RESISTE	UA	C5	C1 / R9 NAT. DCOF > 0,42



TAU

Floor tile Rennes Umber 25x150. Wall tile Roadstone Graphite 90x90.

RENNES



Floor tile Casetto Rennes White 90x90. Wall tile Roadstone Pearl 90x90 and Rennes White 25x150

CASSETO RENNES WHITE 9 DESIGNS 90x90




Floor tile Rennes Umber 25x150.


Marbles

COLLECTION


200	204	208	212	216	220	224	228	232	236	240	244	248	252	256	260	264	268	272	276
Altamura	Avorio	Baranello	Cosmic	Crotone	Dozza	Elite	Emporio	Explosion	Gemstone	Legend	Marquina	Nantes	Panther	Portloren	Sahara	Taj Mahal	Torano	Varenna	Varese



Pearl
NCS S 0500-N



Silver
NCS S 1500-N



Gray
NCS S 4000-N

ALTAMURA


Natural Matt
Pulido Polished

P V2 R_c

FORMATS



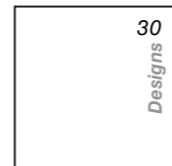
75x150 / 30"x60"
Natural M 26
Pulido M 32



75x75 / 30"x30"
Natural M 18
Pulido M 21




60x120 / 24"x48"
Natural M 23
Pulido M 26



60x60 / 24"x24"
Natural M 13
Pulido M 15




30x60 / 12"x24"
Natural M 12
Pulido M 14



120x120 / 48"x48"
Pulido M 37

MOSAICS


Disponibles en Natural y Pulido
Available in Matt and Polished
Disponible dans Matt et Brillant




**Marmi
Altamura Gray**
(Altamura Gray/Baranello White)
20x40 8"x16"
P10



TC Altamura Pearl
30x30 12"x12"
P19

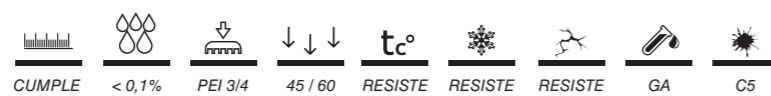


TC Altamura Silver
30x30 12"x12"
P19



TC Altamura Gray
30x30 12"x12"
P19

TECHNICAL SPECIFICATIONS



*Posibilidad de tratamiento C2 sobre el acabado natural. Consulte condiciones.
Este tratamiento puede producir cambio de color en las tonalidades oscuras.
*Possibility to get C2 anti-slip rating for Nat finish. Check conditions.
This process may generate shade variation in dark colours.
*Possibilité de traitement C2 sur la finition naturelle. Consultez les conditions.
Ce traitement peut produire un changement de couleur dans les tons foncés.



TAU

Wall and floor tile Altamura Gray 60x120.



Floor and Wall tile Altamura Pearl 30x60.

ALTAMURA PEARL 15 DESIGNS 60x120



Wall tile Altamura Silver 60x120 and Ragusa Coffee 20x120. Floor tile Altamura Silver 60x60.



AVORIO

Natural Matt
Pulido Polished


P V2 R

FORMATS



60x120 / 24"x48"

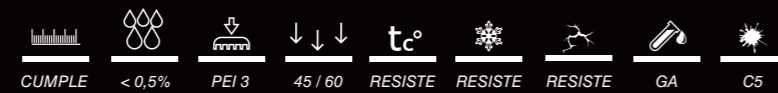
☐ Natural M 23
☐ Pulido M 26



120x120 / 48"x48"

☐ Natural M 32
☐ Pulido M 37

TECHNICAL SPECIFICATIONS



*Posibilidad de tratamiento C2 sobre el acabado natural. Consulte condiciones.
Este tratamiento puede producir cambio de color en las tonalidades oscuras.
*Possibility to get C2 anti-slip rating for Nat finish. Check conditions.
This process may generate shade variation in dark colours.
*Possibilité de traitement C2 sur la finition naturelle. Consultez les conditions.
Ce traitement peut produire un changement de couleur dans les tons foncés.



Cream
NCS S 1005Y30R



TAU



AVORIO CREAM 18 DESIGNS 60x120




Floor tile Avorio Cream 60x120. Wall tile Castrovillari White 60x120 and Sisal Gold 30x90.

BARANELLO


Natural Matt
Pulido Polished

P V2 R


FORMATS



75x150 / 30"x60"
Natural M 26
Pulido M 32



75x75 / 30"x30"
Natural M 18
Pulido M 21



60x120 / 24"x48"
Natural M 23
Pulido M 26



60x60 / 24"x24"
Natural M 13
Pulido M 15



37,5x75 / 15"x30"
Natural M 18
Pulido M 21

MOSAICS

Disponibles en Natural y Pulido
Available in Matt and Polished
Disponible dans Natural et Brillant




**Marmi
Baranello
White**

(Baranello White/
Altamura Gray)
20x40 8"x16"
P10




Mosaico Didier
28x28 (3x3)
P26

Disponibles en acabado natural
Available in Matt finish
Disponible dans finition Mate

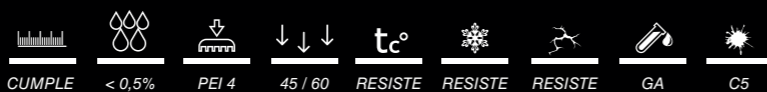


**Mosaico Baranello
White**
30x30 (5x5) 12"x12"
M45



Baranello White
30x30 (3,2x3,2) 12"x12"
P17

TECHNICAL SPECIFICATIONS



*Posibilidad de tratamiento C2 sobre el acabado natural. Consulte condiciones.
Este tratamiento puede producir cambio de color en las tonalidades oscuras.
*Possibility to get C2 anti-slip rating for Nat finish. Check conditions.
This process may generate shade variation in dark colours.
*Possibilité de traitement C2 sur la finition naturelle. Consultez les conditions.
Ce traitement peut produire un changement de couleur dans les tons foncés.



White
NCS S 0300-N





BARANELLO WHITE 15 DESIGNS 60x120



Wall tile Baranello White 60x120. Floor tile Baranello White 60x120.

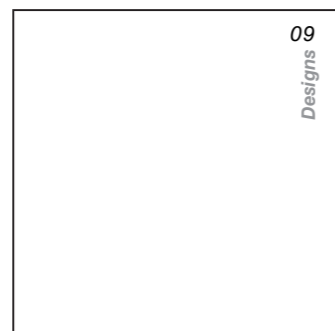


Granilla Pulida High Polished

COSMIC

P V3 R_c

FORMATS




09

Designs

120x120 / 48"x48"

Granilla Pulida M 40



18

Designs

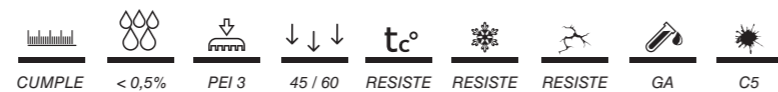
60x120 / 24"x48"

Granilla Pulida M 29



Black
NCS S 8500-N

TECHNICAL SPECIFICATIONS



TAU


Floor tile Taj Mahal Nacar 120x120. Wall tile Cosmic Black 120x120

COSMIC




Wall tile Emporio Calacatta 60x120. Floor tile Cosmic Black 120x120.


COSMIC BLACK 9 DESIGNS 120x120




Wall tile Cosmic Black 60x120 Floor tile Taj Mahal White 120x120



Sand
NCS S 1005-Y20R



Tan
NCS S 4005-450R



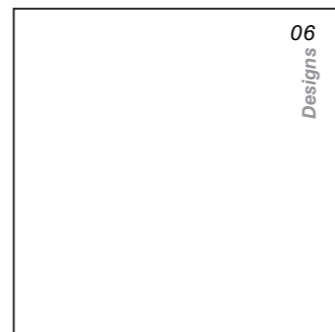
Umber
NCS S 5010-Y10R

CROTONE

Natural Matt
Pulido Polished

P V2 R

FORMATS

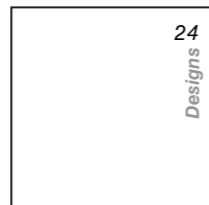


06

Designs

120x120 / 48"x48"

☐ Pulido M 37



24

Designs

75x75 / 30"x30"

☐ Natural M 18

☐ Pulido M 21



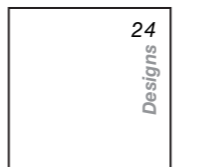
15

Designs

60x120 / 24"x48"

☐ Natural M 23

☐ Pulido M 26



24

Designs

60x60 / 24"x24"

☐ Natural M 13

☐ Pulido M 15

MOSAICS


Disponibles en Natural y Pulido
Available in Matt and Polished
Disponible dans Mate et Brillant




Marmi Crotone
(Umber / Sand)
20x40 8"x16"
P10



TC Crotone Sand
30x30 12"x12"
P19



TC Crotone Tan
30x30 12"x12"
P19



TC Crotone Umber
30x30 12"x12"
P19

TECHNICAL SPECIFICATIONS



*Posibilidad de tratamiento C2 sobre el acabado natural. Consulte condiciones.
Este tratamiento puede producir cambio de color en las tonalidades oscuras.
*Possibility to get C2 anti-slip rating for Nat finish. Check conditions.
This process may generate shade variation in dark colours.
*Possibilité de traitement C2 sur la finition naturelle. Consultez les conditions.
Ce traitement peut produire un changement de couleur dans les tons foncés.




Wall and floor tile Crotone Tan 60x120.




Wall tile *Crotone Umber* 60x120 And TC *Crotone Umber* 30x30. Floor tile *Crotone Umber* 120x120.

CROTONE UMBER 15 DESIGNS 60x120



Wall tile *Crotone Sand* 60x120 And *Ragusa Coffee* 20x120. Floor tile *Crotone Sand* 120x120.



White
NCS S 0300-N


Gold
NCS S 1002-G

DOZZA

Natural
Pulido Polished


P V2 R

FORMATS



75x150 / 30"x60"
Pulido M 32

Disponible solo en White
Available only in White
Disponibile seul et White




75x75 / 30"x30"
Pulido M 21



120x120 / 48"x48"
Pulido M 37




60x60 / 24"x24"
Pulido M 15



60x120 / 24"x48"
Pulido M 26

MOSAICS

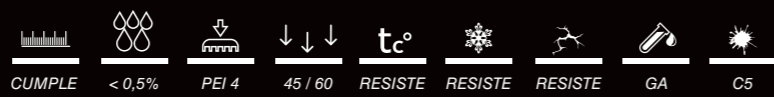


TC Dozza Gold
30x30 12"x12"
P19



TC Dozza White
30x30 12"x12"
P19

TECHNICAL SPECIFICATIONS




TAU






Wall tile Dozza Gold 60x120 and Incontro Gold 40x120 Floor tile Dozza Gold 60x120.

DOZZA GOLD 12 DESIGNS 60x120



Wall tile Dozza White 60x120, Riv Dozza White 40x120 and Murada Silver 10x40. Floor tile Dozza White 60x120.



White
NCS S 1502-Y50R

Silver
NCS S 3000-N

Gray
NCS S 4005-Y50R

Greige
NCS S 4005-Y50R

Graphite
NCS S 5005-Y80R

Black
NCS S 8500-N


Disponibles en Granilla pulida
Available in High Polished
Disponibles en Formatos
120x120, 60x120 y 60x60
Available in Formats
60x60 and 30x60

ELITE

Natural Matt
Pulido Polished
Granilla Pulida High Polished


Pcb V2 Rc

FORMATS




90x180 / 35"x72"

- Natural M 37
- Pulido M 40



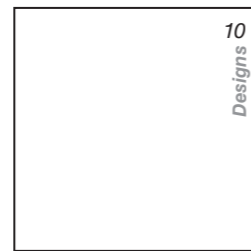
60x120 / 24"x48"

- Natural M 23
- Pulido M 26
- High Polished colour Black M 29



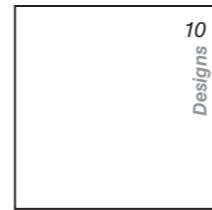
120x120 / 48"x48"

- Natural M 32
- Pulido M 37
- High Polished colour Black M 40



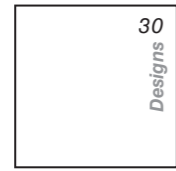
90x90 / 35"x35"

- Natural M 23
- Pulido M 27



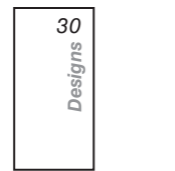
75x75 / 30"x30"

- Natural M 18
- Pulido M 21



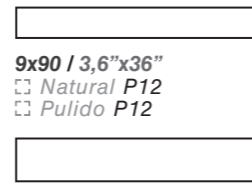
60x60 / 24"x24"

- Natural M 13
- Pulido M 15



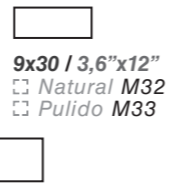
30x60 / 12"x24"

- Natural M 12
- Pulido M 15




9x90 / 3,6"x36"

- Natural P12
- Pulido P12



9x30 / 3,6"x12"

- Natural M32
- Pulido M33



15x120 / 36"x72"

- Natural P 08
- Pulido P 10


MOSAICS

Disponibles en Natural
Available in Matt
Disponible dans Matt



Elite Black
30x30 (5x5) 12"x12"

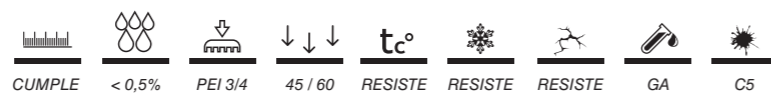
- Natural M45
- Pulido M45



Hex. Elite Black
32,5x22,5 13"x9"

- Natural P17
- Pulido P17

TECHNICAL SPECIFICATIONS



CUMPLE < 0,5% PEI 3/4 45 / 60 RESISTE RESISTE RESISTE GA C5

*Posibilidad de tratamiento C2/C3 sobre el acabado natural. Consulte condiciones.
Este tratamiento puede producir cambio de color en las tonalidades oscuras.
*Possibility to get C2/C3 anti-slip rating for Nat finish. Check conditions.
This process may generate shade variation in dark colours.
*Possibilité de traitement C2/C3 sur la finition naturelle. Consultez les conditions.
Ce traitement peut produire un changement de couleur dans les tons foncés.





Wall tile Integra Graphite 60x120 Integra Gray 60x120. Oristano Gray 20x120. Floor tile Elite Graphite 120x120.

ELITE GRAY 15 DESIGNS 60x120




Wall tile Elite Gray Pulido 9x30, Elite Gray Pulido 30x60 Floor tile Elite Gray Pulido 30x60, Elite Gray Pulido 5x5

EMPORIO

Natural Matt
Pulido Polished

P V2 R

FORMATS



04
Designs

120x260 / 48"x104"


☐ Natural M 38
☐ Pulido M 48



10
Designs

120x120 / 48"x48"


☐ Natural M 32
☐ Pulido M 34



10
Designs

75x150 / 30"x60"

☐ Natural M 26
☐ Pulido M 32



18
Designs

60x120 / 24"x48"

☐ Natural M 23
☐ Pulido M 26



20
Designs

60x60 / 24"x24"

☐ Natural M 13
☐ Pulido M 15



Designs 40

30x60 / 12"x24"

☐ Natural M 12
☐ Pulido M 14



19,8x22,8 / 8"x9"
○ Natural M 24



22,3x22,3 / 8,9"x8,9"
○ Natural M 14

MOSAICS



Emporio
30x30 (5x5) 12"x12"

☐ Natural / Pulido M 45



Emporio
30x30 (7x7) 12"x12"

☐ Natural / Pulido P 9


TECHNICAL SPECIFICATIONS



*Posibilidad de tratamiento C2 sobre el acabado natural. Consulte condiciones.
Este tratamiento puede producir cambio de color en las tonalidades oscuras.
*Possibility to get C2 anti-slip rating for Nat finish. Check conditions.
This process may generate shade variation in dark colours.
*Possibilité de traitement C2 sur la finition naturelle. Consultez les conditions.
Ce traitement peut produire un changement de couleur dans les tons foncés.



TAU



EMPORIO CALACATTA 10 DESIGNS 60x120

Floor and Wall tile Emporio Calacatta 60x120.

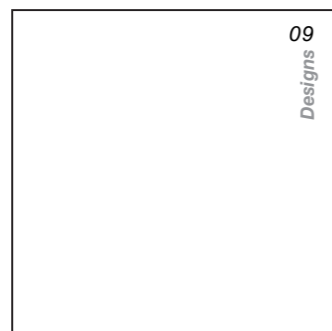




Granilla Pulida High Polished
EXPLOSION

P V3 R

FORMATS



09

Designs

120x120 / 48"x48"

Granilla Pulida M 40



18

Designs

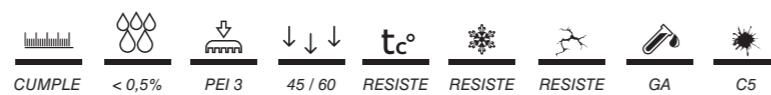
60x120 / 24"x48"

Granilla Pulida M 29




Blue
NCS S 5030- R90B

TECHNICAL SPECIFICATIONS




Wall and Floor Tile Explosion Blue 120x120.



EXPLOSION BLUE 9 DESIGNS 120x120




Wall tile Explosion Blue 60x120, Floor tile Belcastel Graphite 60x120, Origin Gray 20x120



Granilla Pulida High Polished
GEMSTONE

P V3 R_c

FORMATS



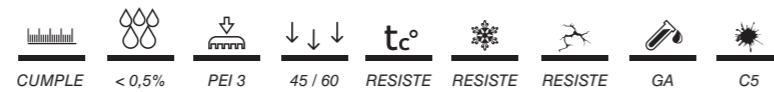
120x120 / 48"x48"
Granilla Pulida M 40




60x120 / 24"x48"
Granilla Pulida M 29



TECHNICAL SPECIFICATIONS



Floor tile Palomastone Silver 60x120. Wall tile Gemstone Royalblue 60x120



GEMSTONE ROYALBLUE 3 DESIGNS 120x120



Floor tile Gemstone Royalblue 120x120 Wall tile Gemstone Lapisblue 120x120 and Mythage Lapisblue 120x120

Pulido Polished

LEGEND

P V2 R


FORMATS




120x120 / 48"x48"
Pulido M 37



75x75 / 30"x30"
Pulido M 21



60x120 / 24"x48"
Pulido M 26



60x60 / 24"x24"
Pulido M 15

MOSAICS



Marmi Legend Sand
(Legend Sand / Crotona Umber)
20x40 8"x16"
P10



TC Legend Sand
30x30 12"x12"
P19

TECHNICAL SPECIFICATIONS



Sand
NCS S 1005-Y20R




TAU

Wall tile Legend Sand 120x120. Floor tile Legend Sand 60x120



LEGEND SAND 15 DESIGNS 60x120

Floor tile Legend Sand 60x120. Wall tile Legend Sand 60x120 and Iso Sand 30x90.




MARQUINA

Natural Matt
Pulido Polished

Pcb V2 Rc

FORMATS

↔ 6 Disponibles en Natural y Pulido
Available in Matt and Polished
Disponible dans Mate et Brillant



05
Designs 5


120 x 260 / 48"x102"

☐ Natural M 38

☐ Pulido M 48

**Bajo pedido, consulte condiciones
Upon request, check conditions
Sur demande, voir conditions*

MOSAICS



Aurea Marquina Black
29,5x26,5 11³/₄"x10¹/₁₆"
P26 ↔ 6

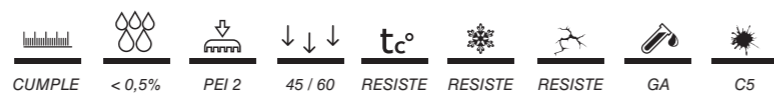


Sqr Marquina Black
28x28 11¹/₃₂"x11¹/₃₂"
P29 ↔ 6

TECHNICAL SPECIFICATIONS



Black
NCS S 8500-N



TAU


Wall tile Marquina Black 260x120

MARQUINA



Floor and Wall tile Origin Tan 22,5x180. Wall tile Marquina Black 120x260 \pm 6

MARQUINA BLACK 4 DESIGNS 120x260



Wall tile Marquina Black 120x260 and Castrovillari White 60x120



NANTES


Natural Matt
Pulido Polished

P V2 R

FORMATS



90x90 / 35"x35"
Natural M 24
Pulido M 27



60x120 / 24"x48"
Natural M 23
Pulido M 26



60x60 / 24"x24"
Natural M 13
Pulido M 15

MOSAICS



Mosaico Nantes White
30x30 (5x5) 12"x12"
M45

TECHNICAL SPECIFICATIONS



*Posibilidad de tratamiento C2 sobre el acabado natural. Consulte condiciones. Este tratamiento puede producir cambio de color en las tonalidades oscuras.
*Possibility to get C2 anti-slip rating for Nat finish. Check conditions. This process may generate shade variation in dark colours.
*Possibilité de traitement C2 sur la finition naturelle. Consultez les conditions. Ce traitement peut produire un changement de couleur dans les tons foncés.




Wall tile Nantes White 30x90. Floor tile Nantes White 120x120

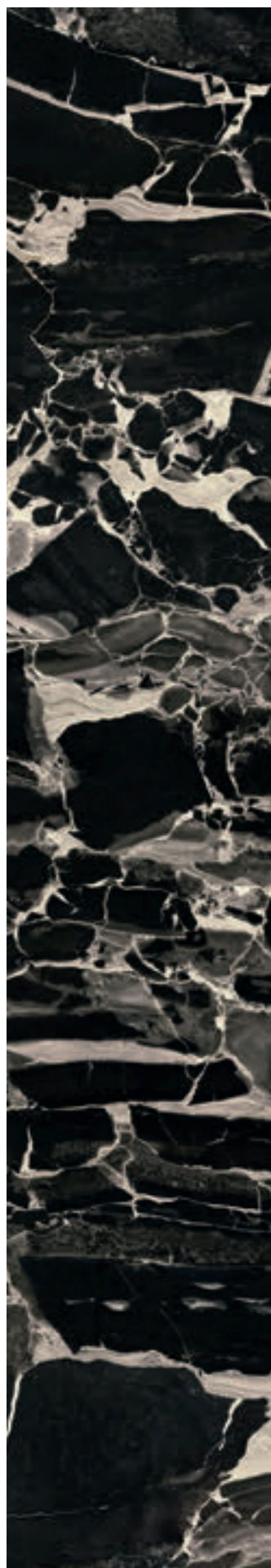


Detalle Nantes White 90x90.

NANTES WHITE 11 DESIGNS 90x90



Wall tile RLV Nantes White 30x90 Floor tile Nantes White 90x90




Black
NCS S 8500-N

Granilla Pulida High Polished

PANTHER

P V3 Rc

FORMATS




11

Designs

120x120 / 48"x48"

Granilla Pulida M 40



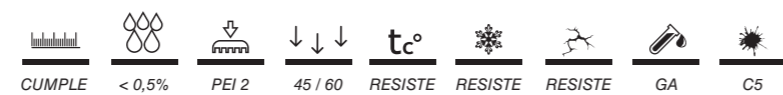
22

Designs

60x120 / 24"x48"

Granilla Pulida M 29

TECHNICAL SPECIFICATIONS



TAU


Wall tile Panther Black 120x120. Floor tile Taj Mahal white 120x120

PANTHER




Wall tile Panther Black 120x120. Floor tile Taj Mahal Nacar 120x120.

PANTHER BLACK 11 DESIGNS 120x120



Wall tile Panther Black 120x120. Floor tile Varese Onice 60x120.




Granilla Pulida High Polished

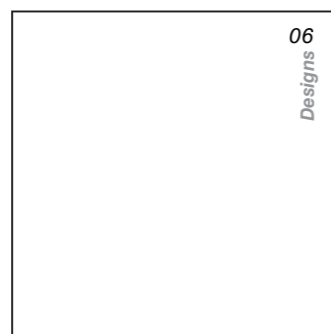
PORTLOREN

P V2 R

FORMATS



120x260 / 48"x104"
Natural M 38
Polished M 48



120x120 / 48"x48"
Granilla Pulida M 40



60x120 / 24"x48"
Granilla Pulida M 29

SPECIAL PIECES

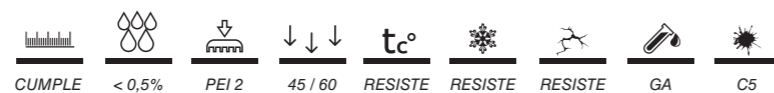


Stecche
(Portloren/Varenna)
40x30 16"x12"
Pulido P19

TECHNICAL SPECIFICATIONS



Black
NCS S 8500-N



TAU


Wall tile Varenna Carrara 30x90. Floor tile Portloren Black 120x120.


PORTLOREN



Floor tile Portloren Black and Varenna Carrara 120x120. Wall tile Varenna Carrara 120x120.

PORTLOREN BLACK 06 DESIGNS 120x120






SAHARA

Natural Matt
Pulido Polished


P V2+ R_c

FORMATS



120x120 / 48"x48"

☐ Natural M 32
☐ Pulido M 37



60x120 / 24"x48"

☐ Natural M 23
☐ Pulido M 26



19,8x22,8 / 8"x9"

☐ Natural M 24




22,3x22,3 / 8,9"x8,9"

☐ Natural M 14

SMALL SIZES

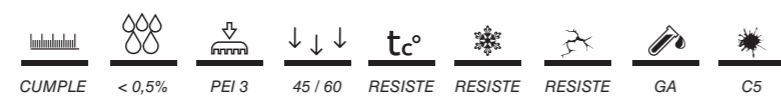


Sahara White
19,8x22,8 / 8"x9"
○ Natural M24



Sahara White
22,3x22,3 / 8,9"x8,9"
○ Natural M 14

TECHNICAL SPECIFICATIONS



*Posibilidad de tratamiento C2 sobre el acabado natural. Consulte condiciones. Este tratamiento puede producir cambio de color en las tonalidades oscuras.
*Possibility to get C2 anti-slip rating for Nat finish. Check conditions. This process may generate shade variation in dark colours.
*Possibilité de traitement C2 sur la finition naturelle. Consultez les conditions. Ce traitement peut produire un changement de couleur dans les tons foncés.



White
NCS S 0300-N



TAU





White
NCS S 0300-N



Nacar
NCS S 1502 - N



Seagreen
NCS S 4010 - B50G

Granilla Pulida High Polished
TAJ MAHAL

P V3+ Rc

FORMATS



120x120 / 48"x48"
Granilla Pulida M 40



60x120 / 24"x48"
Granilla Pulida M 29

TECHNICAL SPECIFICATIONS

CUMPLE
 < 0,5%
 PEI 3
 45 / 60
 RESISTE
 RESISTE
 RESISTE
 GA
 C5



Wall tile Taj Mahal Seagreen 60x120, Metal Seagreen 60x120, Hex Metal Seagreen 32,5x22,5, Floor tile Taj Mahal Seagreen 60x120



Wall tile Cosmic Black 60x120. Floor tile Taj Mahal White 120x120.

TAJ MAHAL WHITE 08 DESIGNS 120x120




Wall tile Panther Black 120x120. Floor tile Taj Mahal Nacar 120x120.

TORANO

Natural Matt
Pulido Polished

P V2 R

FORMATS



05
Designs

90x180 / 35"x71"


☐ Natural M 37
☐ Pulido M 40



12
Designs

45x90 / 18"x35"


☐ Natural M 22
☐ Pulido M 23



10
Designs

90x90 / 35"x35"

☐ Natural M 24
☐ Pulido M 27



30
Designs

60x60 / 24"x24"

☐ Natural M 13
☐ Pulido M 15



60
Designs

30x60 / 12"x24"

☐ Natural M 12
☐ Pulido M 14

MOSAICS



Torano Statuario
30x30 (7x7) 12"x12"
P9



Sqr Torano Statuario
28x28 (3,3x3,3) 12"x12"
P26

TECHNICAL SPECIFICATIONS



*Posibilidad de tratamiento C2 sobre el acabado natural. Consulte condiciones.

*Possibility to get C2 anti-slip rating for Nat finish. Check conditions.

*Possibilité de traitement C2 sur la finition naturelle. Consultez les conditions.





Floor tile Altamura Silver 60x120 and TC Altamura Silver 30x30. Wall tile Torano Statuario 45x90.

TORANO STATUARIO 12 DESIGNS 45x90




Wall tile Torano Statuario 90x180. Floor tile Altamura Silver 120x120. Tops Torano Statuario and Grum Black 320x160 (Ascale)

VARENNA


Natural Matt
Pulido Polished

P V2 R


FORMATS



120x260 / 48"x102"
 Natural M 38 \rightarrow 6
 Pulido M 48 \rightarrow 6




120x120 / 48"x48"
 Pulido M 37




75x75 / 30"x30"
 Natural M 18
 Pulido M 21



37,5x75 / 15"x30"
 Natural M 18
 Pulido M 21



60x60 / 24"x24"
 Natural M 13
 Pulido M 15




30x60 / 12"x24"
 Natural M 12
 Pulido M 14



60x120 / 24"x48"
 Natural M 23
 Pulido M 26

MOSAICS




Stecche
 (Portofino/Varenna)
 40x30 16"x12"
 Pulido P19



Aurea Varenna
 Carrara
 24,5x28 9,9"x11,2"
 P26 \rightarrow 6



Sqr Varenna Carrara
 28x28 11 $\frac{1}{2}$ "x11 $\frac{1}{2}$ " \rightarrow 6
 P29



Varenna
 30x30 (3,2x3,2) 12"x12"
 P17

TECHNICAL SPECIFICATIONS



*Posibilidad de tratamiento C2 sobre el acabado natural. Consulte condiciones.
 *Possibility to get C2 anti-slip rating for Nat finish. Check conditions.
 *Possibilité de traitement C2 sur la finition naturelle. Consultez les conditions.




TAU




Wall tile Alpi White and Grum Black 120x240. Floor tile Varenna Carrara 120x120.


VARENNA CARRARA 06 DESIGNS 120x120



Wall tile Varenna Carrara 30x60. Floor tile Varenna Carrara 60x60.



Champagne
NCS S 1005-Y20R



Onice
NCS S 2005-Y20R



Pearl
NCS S 0500-N

VARESE

Natural Matt
Pulido Polished

P V2 R6

FORMATS




90x180 / 36"x71"
 ☐ Natural M 37
 ☐ Pulido M 40



60x120 / 24"x48"
 ☐ Natural M 23
 ☐ Pulido M 26

MOSAICS

Disponibles en todos los colores
Available in all colours
Disponible dans tous les colors

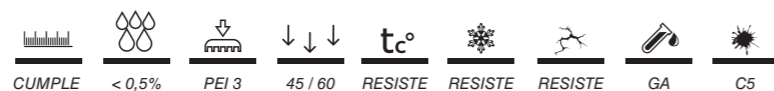


Varese Onice
30x30 (7x7) 12"x12"
P9



Sqr Varese Onice
28x28 (3,3x3,3) 12"x12"
P26

TECHNICAL SPECIFICATIONS



*Posibilidad de tratamiento C2 sobre el acabado natural. Consulte condiciones.
 *Possibility to get C2 anti-slip rating for Nat finish. Check conditions.
 *Possibilité de traitement C2 sur la finition naturelle. Consultez les conditions.



Wall and Floor tile Varese Pearl 60x120.



Wall and Floor tile Varese Onice 90x180.

VARESE ONICE 04 DESIGNS 90x180



Wall and Floor tile Varese Onice 60x120.

Wall tile Varese Champagne 90x180, Origin Umber 30x180, Floor tile Varese Champagne 90x180, and Portloren 120x120



Basics

COLLECTION


282 282 284 286

Alpi

Grum

Essenziale

Mythage



Alpi White
NCS S 0300-N



Grum Black
NCS S 8500-N

ALPI / GRUM

Natural Matt
Pulido Polished

Pcb V1 Rc

FORMATS



120x260 / 48"x102"


□ Natural ∇ 6

□ Pulido ∇ 6

MOSAICS




Aurea Alpi
24,5x28 9,9"x11,2"
Natural P25
Pulido P26



Sqr Alpi
28x28 11"x11"
Natural P25
Pulido P26

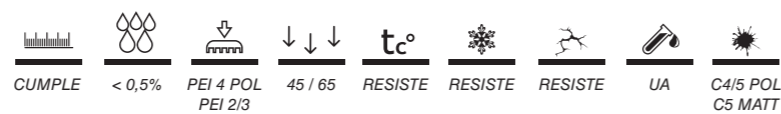


Aurea Grum
24,5x28 9,9"x11,2"
Natural P25
Pulido P26




Sqr Grum
28x28 11"x11"
Natural P25
Pulido P26


TECHNICAL SPECIFICATIONS




Wall tile Grum Black 240x120 and Alpi White 240x120. Floor tile Grum Black 120x120.




White
NCS S 0500-N




Linen
NCS S 1002-Y




Silver
NCS S 2002G-50Y



Sand
NCS S 1505-Y30R



Gray
NCS S 5000-N



Black
NCS S 8500-N

Natural Matt

ESSENZIALE

P V1 R_c

FORMATS


<p>White M43 Linen M38 Silver M38 Sand M33 Umber M38 Gray M33 Black M38</p>	<p>01 Designs</p>
--	-----------------------

100x300 / 39"x118"

MOSAICS



Aurea Essenziale Linen
24,5x28 9,9"x11,2"
P26



Sqr Essenziale Linen
28x28 11 1/2"x11 1/2"
P29 \neq 6

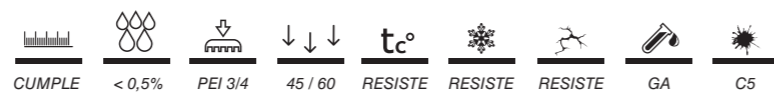
Disponibles en todos los colores.
Available in all colours.
Disponible dans tous les colors

Consulte pedido mínimo
Check minimum order
Voir la commande minimum



Wall tile Essenziale White 100x300. \neq 3

TECHNICAL SPECIFICATIONS



Espesor 3+: 3mm de espesor cerámico + refuerzo con malla de fibra de vidrio y resina de poliuretano.
Tickness 3+: 3mm ceramic thickness + reinforcement with glass fiber mesh and polyurethane resin.
Disponibile en espesor 5+. Available in thickness 5+
Épaisseur 3+ : 3 mm d'épaisseur céramique + renfort par une maille en fibre de verre et de la résine polyuréthane. Disponible en épaisseur 5+.



TAU

Wall tile Essenziale Linen 100x300.

ESSENZIALE


Natural Matt

MYTHAGE

P V1 R_c

60x120 en color White disponible en stock. Resto de colores y acabados disponibles para proyectos, consultar pedido mínimo.
60x120 in White colour in stock. Other colours and finishes available under request, check minimum order.
60x120 en couleur blanche en stock. Autres couleurs et finitions disponibles sur demande, vérifier la commande minimum

FORMATS



120x120 / 48"x48"
Natural M 32


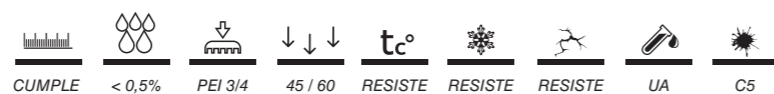


60x120 / 24"x48"
Natural M 23




Wall tile Mythage White 60x120.


TECHNICAL SPECIFICATIONS




White
NCS S 0300-N



Lemon
NCS S 1060-G60Y



Lapisblue
NCS S 7010-R70B



Graphite
NCS S 6005-R80B



Wall tile Mythage Lemon 120x120 and Sassari Graphite 60x120.

Big Sizes

100x300

120x260

COLLECTION

290	292	294	296	298	300	302	304	306	308	310	312	314	316	318	320	322	324
Materia Black	Materia Noir	Materia Calacatta	Materia Royalblue	Emporio Calacatta	Invisible Gold	Portloren Black	Magna Blue	Irostone Black	Palisandro Gray	Beam Rusteel	Casania Gray	Onice Gold	Marquina Black	Varenna	Bosco Black	Atlas Gray	Calacatta Green

TAU
Cerámica


BIG SIZES

Natural Matt

MATERIA BLACK

P V2+ R_c3

FORMATS




03
Designs

100x300 / 39"x118"
Natural M 46 → 3

MOSAICS



Aurea Materia Black
24,5x28 9,9"x11,2"
P26



Sqr Materia Black
28x28 11¹/₃₂"x11¹/₃₂"
P29

Consulte pedido mínimo
Check minimum order
Voir la commande minimum



TECHNICAL SPECIFICATIONS



Espesor 3+: 3mm de espesor cerámico + refuerzo con malla de fibra de vidrio y resina de poliuretano.
Thickness 3+: 3mm ceramic thickness + reinforcement with glass fiber mesh and polyurethane resin.
Disponibile en espesor 5+. Available in thickness 5+
Épaisseur 3+ : 3 mm d'épaisseur céramique + renfort par une maille en fibre de verre et de la résine polyuréthane...Disponibile en épaisseur 5+.



Black

NCS S 8500-N




TAU

Natural Matt

MATERIA NOIR

P V2+ R_c3

FORMATS


03
Designs

100x300 / 39"x118"
Natural M 46 → 3

MOSAICS




Aurea Materia Noir
24,5x28 9,9"x11,2"
P26



Sqr Materia Noir
28x28 11 1/32"x11 1/32"
P29

Consulte pedido mínimo
Check minimum order
Voir la commande minimum



TECHNICAL SPECIFICATIONS



CUMPLE < 0,5% 45 / 60 RESISTE RESISTE RESISTE UA C5

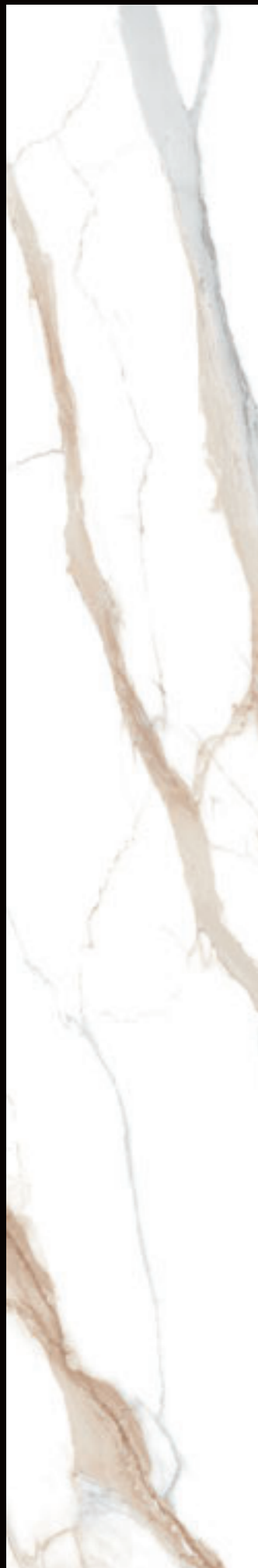


Black
NCS S 8500-N

Espeor 3+: 3mm de espeor cerámico + refuerzo con malla de fibra de vidrio y resina de poliuretano.
Thickness 3+: 3mm ceramic thickness + reinforcement with glass fiber mesh and polyurethane resin.
Disponibile en espeor 5+. Available in thickness 5+
Épaisseur 3+ : 3 mm d'épaisseur céramique + renfort par une maille en fibre de verre et de la résine polyuréthane. Disponible en épaisseur 5+.



TAU




Natural Matt

MATERIA CALACATTA

P V2+ Rc


FORMATS




Designs 12

100x300 39"x118"
Natural M 46 3

MOSAICS

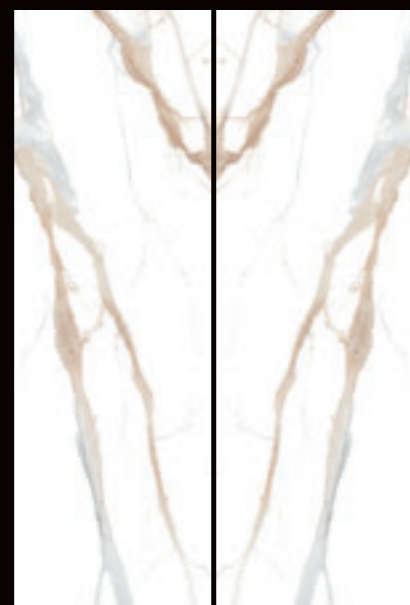


Aurea Materia Calacatta
24,5x28 9,9"x11,2"
P26



Sqr Materia Calacatta
28x28 11,1"x11,1"
P29

Consulte pedido mínimo
Check minimum order
Voir la commande minimum



TECHNICAL SPECIFICATIONS



Espeor 3+: 3mm de espesor cerámico + refuerzo con malla de fibra de vidrio y resina de poliuretano.
Thickness 3+: 3mm ceramic thickness + reinforcement with glass fiber mesh and polyurethane resin.
Disponibile en espesor 5+. Available in thickness 5+.
Épaisseur 3+ : 3 mm d'épaisseur céramique + renfort par une maille en fibre de verre et de la résine polyuréthane. Disponible en épaisseur 5+.

White
NCS S 0500-N



TAU

Wall tile Materia Calacatta 300x100 Floor tile Rennes Umber 25x100

MATERIA CALACATTA

Natural Matt

MATERIA ROYALBLUE

P V2+ R_c


FORMATS




100x300 / 39"x118"

□ Natural M 47 → 3

MOSAICS




Aurea Materia Royalblue
24,5x28 9,9"x11,2"
P26

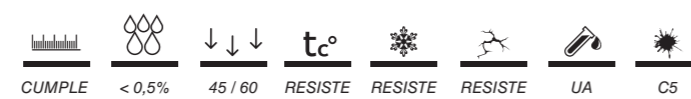


Sqr Materia Royalblue
28x28 11 1/32"x11 1/32"
P29

Consulte pedido mínimo
Check minimum order
Voir la commande minimum



TECHNICAL SPECIFICATIONS



Espeor 3+: 3mm de espesor cerámico + refuerzo con malla de fibra de vidrio y resina de poliuretano.
Thickness 3+: 3mm ceramic thickness + reinforcement with glass fiber mesh and polyurethane resin.
Disponibile en espesor 5+. Available in thickness 5+
Épaisseur 3+ : 3 mm d'épaisseur céramique + renfort par une maille en fibre de verre et de la résine polyuréthane. Disponible en épaisseur 5+.

Royalblue
NCS S 7010 -R70B



Wall tile Materia Royalblue Floor tile Brest Umber 25x150, Terracina Black 22,3x22,3

MATERIA ROYALBLUE




Pulido Polished
Natural Matt

EMPORIO CALACATTA

P V2 R

FORMATS



120x260 / 48"x104"

☐ Natural M 38

☐ Polished M 48

MULTICARA / MIX 4 Diseños diferentes / 4 Different Designs



TECHNICAL SPECIFICATIONS



TAU

Wall tile Materia Calacatta 300x100 Floor tile Rennes Umber 25x100



Pulido Polished
Natural Matt

INVISIBLE GOLD

P V2 R

FORMATS



120x260 / 48"x104"

☐ Natural M 38

☐ Polished M 48

MULTICARA / MIX 4 Diseños diferentes / 4 Different Designs



TECHNICAL SPECIFICATIONS




White
NCS S 0500-N



TAU

Wall tile Invisible Gold 120x260 Floor tile Castrovillari Silver 120x120

INVISIBLE GOLD




Natural Matt
Pulido Polished

PORTLOREN BLACK

P V2 R

FORMATS




120x260 / 48"x104"

□ Natural M 38

□ Polished M 48

MULTICARA / MIX 6 Diseños diferentes / 6 Different Designs

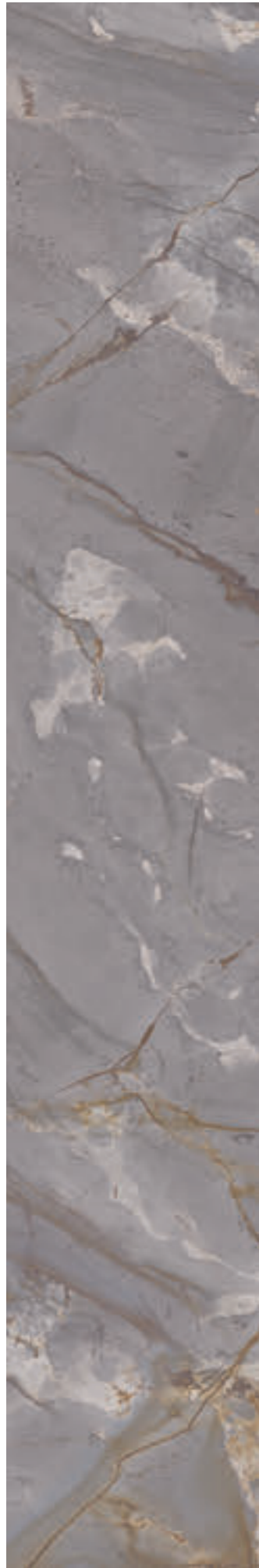


Black
NCS S 8500-N

TECHNICAL SPECIFICATIONS



Wall tile Portloren Black 120x260 Floor tile Origin Tan 130x180




Natural Matt
Pulido Polished

MAGNA BLUE

P V3 R_c

FORMATS




120x260 / 48"x104"

☐ Natural M 38


☐ Pulido M 48

MULTICARA / MIX 4 Diseños diferentes / 4 Different Designs



Blue
NCS S 5005-B80G

TECHNICAL SPECIFICATIONS



TAU

Wall tile Magna Blue 120x260 Floor tile Taj Mahal Nacar 120x120




Natural Matt
Pulido Polished

IRONSTONE BLACK

P V2 Rc

FORMATS




120x260 / 48"x104"

☐ Natural M 38

☐ Polished M 48

MULTICARA / MIX 4 Diseños diferentes / 4 Different Designs



Black
NCS S 8500-N

TECHNICAL SPECIFICATIONS



TAU

Wall tile Ironstone Black 120x260 Floor tile Cosmopolita Sand 60x60




Natural Matt
Pulido Polished

PALISANDRO GRAY

P V3 R_c

FORMATS



120x260 / 48"x104"

☐ Natural M 38

☐ Polished M 48

MULTICARA / MIX 4 Diseños diferentes / 4 Different Designs




Gray
NCS S 413-C

TECHNICAL SPECIFICATIONS



Wall tile Palisandro Gray 120x260

PALISANDRO GRAY




Natural Matt
Pulido Polished

BEAM RUSTEEL


P V2 R

FORMATS



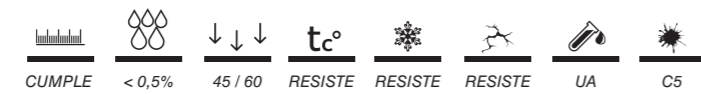
120x260 / 48"x104"
Natural M 38

MULTICARA / MIX 6 Diseños diferentes / 6 Different Designs




Brown
NCS S 8005-Y50R

TECHNICAL SPECIFICATIONS



Wall tile Beam Rusteel 120x260 Floor tile Devon Silver 120x120




Natural Matt

CASANIA GRAY


P V2 R_c

FORMATS



120x260 / 48"x104"
Natural M 38

MULTICARA / MIX 4 Diseños diferentes / 4 Different Designs




Gray
NCS S 7539-C

TECHNICAL SPECIFICATIONS



Wall tile Casania Gray 120x260 Floor tile Casetto Rennes White 90x90




Natural Matt
Pulido Polished

ONICE GOLD

P V2 R_c

FORMATS




120x260 / 48"x104"

☐ Natural M 38

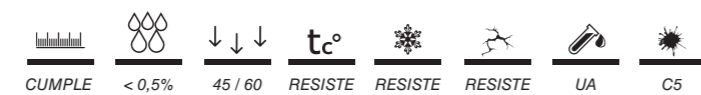
☐ Pulido M 48

MULTICARA / MIX 4 Diseños diferentes / 4 Different Designs



Gold
NCS S 1002-B50G


TECHNICAL SPECIFICATIONS



TAU

Wall tile Onice Gold 120x260 Floor tile Onice Gold 120x260

ONICE GOLD




Natural Matt
Pulido Polished

MARQUINA BLACK

P V2 R_c

FORMATS




120x260 / 48"x104"

☐ Natural M 38


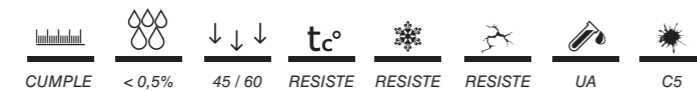
☐ Pulido M 48

MULTICARA / MIX 4 Diseños diferentes / 4 Different Designs



Black
NCS S 8500-N

TECHNICAL SPECIFICATIONS




Wall tile Marquina Black 120x260, Castrovillari White 60x120 Floor tile Castrovillari White 60x120, Marquina Black 120x260

Pulido Polished
Natural Matt

VARENNA

P V2 R

FORMATS




05
Designs

120x260 / 48"x104"

☐ Natural M 38

☐ Polished M 48

MULTICARA / MIX 5 Diseños diferentes / 5 Different Designs



TECHNICAL SPECIFICATIONS



White
NCS S 0500-N




TAU



Wall tile Varenna Carrara 120x260, Roadstone Gray 60x120 Floor tile Varenna Carrara 120x260

VARENNA



Natural Matt
Pulido Polished

BOSCO BLACK

P V2 R_c

FORMATS




120x260 / 48"x104"

☐ Natural M 38

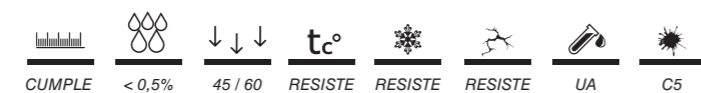
☐ Pulido M 48

MULTICARA / MIX 3 Diseños diferentes / 3 Different Designs



Black
NCS S 8500-N


TECHNICAL SPECIFICATIONS



TAU

Wall tile Bosco Black 120x260 Floor tile Casetto Rennes Umber 90x90

BOSCO BLACK




Natural Matt
Pulido Polished

ATLAS GRAY

P V2 R

FORMATS




120x260 / 48"x104"

☐ Natural M 38

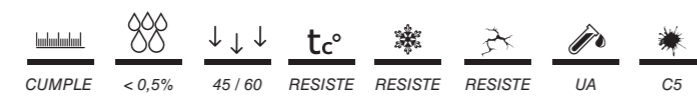
☐ Pulido M 48

MULTICARA / MIX 4 Diseños diferentes / 4 Different Designs



Gray
NCS S 8500-N


TECHNICAL SPECIFICATIONS



TAU

Wall tile Atlas Gray 120x260 Floor tile Castrovillari White 120x120

ATLAS GRAY




Natural Matt
Pulido Polished

CALACATTA GREEN

P V2 R_c

FORMATS



120x260 / 48"x104"

☐ Natural M 38

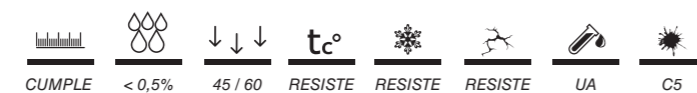
☐ Pulido M 48

MULTICARA / MIX 4 Diseños diferentes / 4 Different Designs



Green
NCS S 8500-N

TECHNICAL SPECIFICATIONS




TAU

Wall tile Calacatta Green120x260 Floor tile Devon Tan 60x120

CALACATTA GREEN

ATELIER

PORCELAIN / PORCELÁNICO / GRES CÉRAME



White
NCS S 1002-G



Silver
NCS S 1502-Y



Gray
NCS S 4000-N

Natural Matt

CANON

P V2+ TXT NR

FORMATS



30,3x61,3 / 12"x24"

○ Natural M 10



Wall tile Canon Silver and Gray 30,3x61,3. Floor tile Canon Silver 30,3x61,3.

TECHNICAL SPECIFICATIONS



*Posibilidad de tratamiento C2/C3 sobre el acabado natural. Consulte condiciones.
Este tratamiento puede producir cambio de color en las tonalidades oscuras.
*Possibility to get C2/C3 anti-slip rating for Nat finish. Check conditions.
This process may generate shade variation in dark colours.
*Possibilité de traitement C2/C3 sur la finition naturelle. Consultez les conditions.
Ce traitement peut produire un changement de couleur dans les tons foncés.

AELER



Wall tile Canon Silver, RLV Canon Silver 30,3x61,3. Floor tile Canon Silver 30,3x61,3.



RLV Canon White 30,3x61,3 / 12"x24" M 10




RLV Canon Silver 30,3x61,3 / 12"x24" M 10



DC Canon Mix 30,3x61,3 / 12"x24" M 10

Wall tile DC Canon Silver 30,3x61,3 RLV Canon Silver 30,3x61,3, Maiolica Seagreen 7,5x30. Floor tile Roadstone Silver 60x60.



RLV Canon Silver 30,3x61,3 detail.


DC Canon Mix 30,3x61,3 detail.



Wall tile Canon Silver, Canon White and et DC Canon 30,3x61,3. Floor tile Canon Gray 30,3x61,3.



White
NCS S 1002-G



Linen
NCS S 2005-T20R



Sand
NCS S 2005-Y50R



Pearl
NCS S 2002-Y



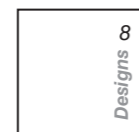
Gray
NCS S 4000-N

Natural Matt

EVIAN

P V2+ NR

FORMATS



45x45 / 18"x18"

○ Natural M 9

EVIAN GRAY 8 DESIGNS 45x45



TECHNICAL SPECIFICATIONS



*Posibilidad de tratamiento C2/C3 sobre el acabado natural. Consulte condiciones. Este tratamiento puede producir cambio de color en las tonalidades oscuras.
*Possibility to get C2/C3 anti-slip rating for Nat finish. Check conditions. This process may generate shade variation in dark colours.
*Possibilité de traitement C2/C3 sur la finition naturelle. Consultez les conditions. Ce traitement peut produire un changement de couleur dans les tons foncés.

ATELER




Floor tile Evian Gray 45x45.



White
NCS S 1002-Y



Tan
NCS S 1505-Y30R



Gray
NCS S 4000-N



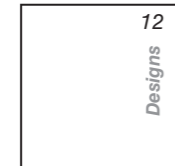
Graphite
NCS S 8500-N

Natural Matt

MAXXI

P V2 Rc

FORMATS



60x60 / 24"x24"
Natural M 13

MATCHING COLLECTIONS

P Rivet 60x60

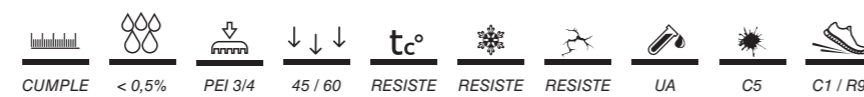


Gray



White


TECHNICAL SPECIFICATIONS



*Posibilidad de tratamiento C2/C3 sobre el acabado natural. Consulte condiciones.
Este tratamiento puede producir cambio de color en las tonalidades oscuras.
*Possibility to get C2/C3 anti-slip rating for Nat finish. Check conditions.
This process may generate shade variation in dark colours.
*Possibilité de traitement C2/C3 sur la finition naturelle. Consultez les conditions.
Ce traitement peut produire un changement de couleur dans les tons foncés.



Floor tile Maxxi Gray 60x60.



MAXXI GRAPHITE

Wall tile Rivet White 60x60. Floor tile Maxxi Graphite and Rivet White 60x60.

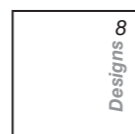


Natural Matt

VERMAND

P V2+ R₁₁ NR ○ UPEC

FORMATS



45x45 / 18"x18"
○ Natural M 9

Pearl
NCS S 1002-Y

Beige
NCS S 1005-Y20R

Silver
NCS S 1502-Y

VERMAND SILVER 8 DESIGNS 45x45



TECHNICAL SPECIFICATIONS

CUMPLE	< 0,5%	PEI 3/4	45 / 60	RESISTE	RESISTE	RESISTE	UA	C5	C1 / R9

*Posibilidad de tratamiento C2/C3 sobre el acabado natural. Consulte condiciones.
Este tratamiento puede producir cambio de color en las tonalidades oscuras.
*Possibility to get C2/C3 anti-slip rating for Nat finish. Check conditions.
This process may generate shade variation in dark colours.
*Possibilité de traitement C2/C3 sur la finition naturelle. Consultez les conditions.
Ce traitement peut produire un changement de couleur dans les tons foncés.



Floor tile Vermand Silver 60x60. Wall tile Vermand Pearl 60x60.

Natural Matt

HERITAGE

P V4 R_c

FORMATS



60x60 / 24"x24"
Natural M 13



Heritage Mono



Heritage Multi



Floor tile Heritage Mono 60x60.

TECHNICAL SPECIFICATIONS



*Posibilidad de tratamiento C2/C3 sobre el acabado natural. Consulte condiciones. Este tratamiento puede producir cambio de color en las tonalidades oscuras.
*Possibility to get C2/C3 anti-slip rating for Nat finish. Check conditions. This process may generate shade variation in dark colours.
*Possibilité de traitement C2/C3 sur la finition naturelle. Consultez les conditions. Ce traitement peut produire un changement de couleur dans les tons foncés.



ATELER

Natural Matt

RIVET

P V2 R_c

FORMATS



60x60 / 24"x24"
Natural M 13



Rivet White



Rivet Gray



MATCHING COLLECTIONS

P V2 TXT Maxi 60x60



White Tan Gray Graphite

TECHNICAL SPECIFICATIONS



*Posibilidad de tratamiento C2/C3 sobre el acabado natural. Consulte condiciones. Este tratamiento puede producir cambio de color en las tonalidades oscuras.
*Possibility to get C2/C3 anti-slip rating for Nat finish. Check conditions. This process may generate shade variation in dark colours.
*Possibilité de traitement C2/C3 sur la finition naturelle. Consultez les conditions. Ce traitement peut produire un changement de couleur dans les tons foncés.



Wall tile Maxxi White and Rivet Gray 60x60. Floor tile Maxxi White and Rivet Gray 60x60.



Sand
NCS S 1005-Y20R



Camel
NCS S 2010-Y30R



Umber
NCS S 4020-Y30R

Natural Matt
BERNA

P V3 NR

FORMATS



23x120 / 9"x48"
○ Natural M 09



23x120 / 9"x48"
DC Berna Mix
○ Natural M 09



Dec Berna Mix
23x120 / 9"x48"
○ Natural M 09



Wall tile Maiolica 7,5x30. Floor tile Berna Camel 23x120.

TECHNICAL SPECIFICATIONS

CUMPLE	< 0,5%	PEI 3/4	45 / 60	RESISTE	RESISTE	RESISTE	UA	C5	C1/R9 NAT

*Posibilidad de tratamiento C2/C3 sobre el acabado natural. Consulte condiciones. Este tratamiento puede producir cambio de color en las tonalidades oscuras.
Possibility to get C2/C3 anti-slip rating for Nat finish. Check conditions. This process may generate shade variation in dark colours.

ATELER



Wall tile Berna Umber 23x120. Floor tile Cosmopolita White 75x150.



Silver
NCS S 1002-G



Gray
NCS S 2002-Y



Sand
NCS S 1005-Y20R



Camel
NCS S 2010Y30R



Umber
NCS S 4010-Y30R

Natural Matt

CARABELA

P V3 NR

FORMATS

Designs 24

23x120 / 9"x48"

○ Natural M 09

Designs 06

23x120 / 9"x48"

Dec Carabela Mix

○ Natural M 09



Dec Carabela Mix

23x120 / 9"x48"

○ Natural M 09

CARABELA SILVER 24 DESIGNS 23x120



TECHNICAL SPECIFICATIONS



*Posibilidad de tratamiento C2/C3 sobre el acabado natural. Consulte condiciones.

Este tratamiento puede producir cambio de color en las tonalidades oscuras.

*Possibility to get C2/C3 anti-slip rating for Nat finish. Check conditions.

This process may generate shade variation in dark colours.

*Possibilité de traitement C2/C3 sur la finition naturelle. Consultez les conditions.

Ce traitement peut produire un changement de couleur dans les tons foncés.



ATELER



Wall tile Castrovillari Pearl 60x120. Carabela Sand 23x120 . Floor tile Carabela Sand 23x120. Nantes 120x120.

Wall tile Maiolica Pearl 7,5x20. Sun Riv Line 20x60. Floor tile Carabela Camel 23x120.



Wall tile Maiolica Linen 7,5x30. Floor tile Carabela Camel and Mix 23x120



White
NCS S 2005-T20R



Sand
NCS S 2005-Y40R



Camel
NCS S 4010-Y10R



Umber
NCS S 5010-Y10R

Natural Matt
NATURE

P V3+ NR

FORMATS

Designs 31

23x120 / 9"x48"

○ Natural M 09



Wall tile Maiolica Royalblue 7,5x30. Mythage Lapisblue 60x120.
Floor tile Nature White 23x120.

TECHNICAL SPECIFICATIONS

CUMPLE < 0,5% PEI 3/4 45 / 60 RESISTE RESISTE RESISTE UA C5 C1/R9 NAT

*Posibilidad de tratamiento C2/C3 sobre el acabado natural. Consulte condiciones. Este tratamiento puede producir cambio de color en las tonalidades oscuras.
*Possibility to get C2/C3 anti-slip rating for Nat finish. Check conditions. This process may generate shade variation in dark colours.
*Possibilité de traitement C2/C3 sur la finition naturelle. Consultez les conditions. Ce traitement peut produire un changement de couleur dans les tons foncés.



Wall tile Maiolica Linen 7,5x30. Gemstone Royalblue 120x120 and Palomastone White 33,3x100. Floor tile Nature Sand 23x120.

Wall tile Channel White 30x90. and Nature Umber 23x120. Floor tile Nature Umber 23x120.



OUTD R 20

COLLECTION

354 356 358 360 362 364 366 368 370 372

Belcastel

Castrovillari

Cosmopolita

Devon

Fidenza

Forever

Integra

Marsala

Origin

Terracina



Natural Matt

BELCASTEL

Pcb V2+ Rc

FORMATS




90x90 / 35"x35"
Adz M 33 \neq 20



Silver
NCS S 2002 - Y50R

BELCASTEL SILVER 20 DESIGNS 90x90



Graphite
NCS S 5502Y


TECHNICAL SPECIFICATIONS




*Evitar el contacto con disoluciones ácidas. *Avoid any contact with acid solutions.
*Évitez tout contact avec des solutions acides.




Floor tile Belcastel Silver 90x90 (20MM)



Pearl
NCS S 0500-N



Silver
NCS S2002-G50Y



Damgray
NCS S 6005-R80B

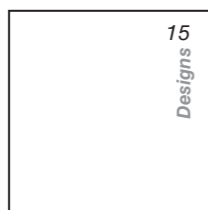
Adz Grip

CASTROVILLARI

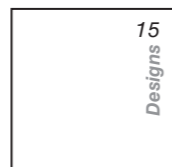
TXT R_c V2 N_R O



FORMATS



75,5x75,5 / 30"x30"
Adz M 31 ∇ 20



61x61 / 24"x24"
Adz M 24 ∇ 20

CASTROVILLARI DAMGRAY 15 DESIGNS 75,5x75,5



TECHNICAL SPECIFICATIONS



*Evitar el contacto con disoluciones ácidas. *Avoid any contact with acid solutions.
*Évitez tout contact avec des solutions acides.


TAU



Wall tile Caserta Silver 30x90 Dolce Silver 30x90 Amantea Silver 30x90 Castrovillari Silver 75,5x75,5 (20MM)



White
NCS S 1000-N



Sand
NCS S 1005-Y50R



Silver
NCS S 0300-N



Gray
NCS S 5500-N

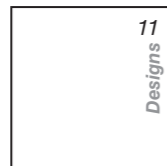
Adz Grip

COSMOPOLITA

TXT R_c V2



FORMATS



60,5x60,5 / 23,8"x23,8"
Adz M 29 ~~20~~

COSMOPOLITA SILVER 11 DESIGNS 60,5x60,5



TECHNICAL SPECIFICATIONS




*Evitar el contacto con disoluciones ácidas. *Avoid any contact with acid solutions.
*Évitez tout contact avec des solutions acides.




TAU

Floor tile Cosmopolita Silver 60,5x60,5 (20MM)

COSMOPOLITA



White
NCS S 1002-Y



Tan
NCS S 2002-Y



Silver
NCS S 2002 - Y50R



Gray
NCS S 2002-G


Adz Grip

DEVON

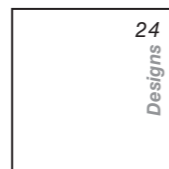
TXT R_c N_R V2



FORMATS



60x120 / 24"x48"
Adz M 33 \neq 20



61x61 / 24"x24"
Adz M 24 \neq 20

60,5x60,5 / 23,8"x23,8"
Adz M 29 \neq 20

DEVON SILVER 15 DESIGNS 75,5x75,5




TECHNICAL SPECIFICATIONS



*Evitar el contacto con disoluciones ácidas. *Avoid any contact with acid solutions.
*Évitez tout contact avec des solutions acides.



Wall tile Devon White 120x120. Floor tile Devon Silver 60x120 (20MM)



Silver
NCS S 1500-N



Tan
NCS S 2005-Y50R



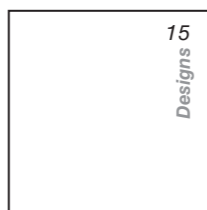
Gray
NCS S 3502-Y

Adz Grip

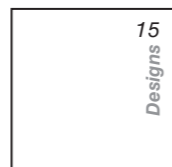
FIDENZA

TXT R_c N_r V2

FORMATS



75,5x75,5 / 30"x30"
Adz M 31 ∇ 20



61x61 / 24"x24"
Adz M 24 ∇ 20

FIDENZA SILVER 15 DESIGNS 75,5x75,5



TECHNICAL SPECIFICATIONS

CUMPLE	0,1%	110 / 130	45 / 60	RESISTE	RESISTE	RESISTE	UA*	C5	C3 / R11 ADZ	DCOF >0,42

*Evitar el contacto con disoluciones ácidas. *Avoid any contact with acid solutions.
*Évitez tout contact avec des solutions acides.



Wall tile Fidenza Silver 37,5x75, Fidenza Silver 120x240. Floor tile Fidenza Silver 75,5x75,5 (20MM)



Haya
NCS S 1505-Y10R



Roble
NCS S 3010-Y30R




Olivo
NCS S 2005-Y20R

Adz Antislip

FOREVER

TXT R₁₁ V3

FORMATS



30x120,5 / 12"x48"

Adz M 33 \rightarrow 20

FOREVER HAYA 8 DESIGNS 30x120,5




TECHNICAL SPECIFICATIONS

CUMPLE	0,1%	110 / 130	45 / 60	RESISTE	RESISTE	RESISTE	UA*	C5	C3 / R11 ADZ DCOF >0,42

*Evitar el contacto con disoluciones ácidas. *Avoid any contact with acid solutions.
*Évitez tout contact avec des solutions acides.




Floor tileT Forever Haya 30x120,5 (20MM)




Pearl
NCS S 1002-Y



Greige
NCS S 3010-Y20R



Gray
NCS S 3502-Y




Graphite
NCS S 2002-G

Adz Antislip INTEGRA

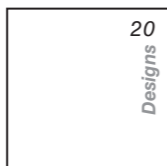
TXT R_c V2




FORMATS



60x120 / 24"x48"
Adz M 33 \neq 20



60,5x60,5 / 23,8"x23,8"
Adz M 29 \neq 20



90x90 / 36"x36"
Adz M 33 \neq 20

INTEGRA PEARL 20 DESIGNS 60,5x60,5



TECHNICAL SPECIFICATIONS

CUMPLE	0,1%	110 / 130	45 / 60	RESISTE	RESISTE	RESISTE	UA*	C5	C3 / R11 ADZ	DCOF >0,42

*Evitar el contacto con disoluciones ácidas. *Avoid any contact with acid solutions.
*Évitez tout contact avec des solutions acides.



Floor tile Integra Greige 60,5x60,5 (20MM)



Umber
NCS S 3010-Y20R



Gray
NCS S 4010-G90Y

Adz Antislip

MARSALA

TXT R_c V3

FORMATS



30x120,5 / 12"x48"

Adz M 33 ∇ 20

MARSALA UMBER 8 DESIGNS 30x120,5



TECHNICAL SPECIFICATIONS

CUMPLE	0,1%	110 / 130	45 / 60	RESISTE	RESISTE	RESISTE	UA*	C5	C3 / R11 ADZ	DCOF >0,42

*Evitar el contacto con disoluciones ácidas. *Avoid any contact with acid solutions.
*Évitez tout contact avec des solutions acides.



TAU

Floor tile Marsala Gray 30x120,5 (20MM)

MARSALA



Silver
NCS S 1500-N



Sand
NCS S 1005-Y20R



Tan
NCS S 4020-Y30R



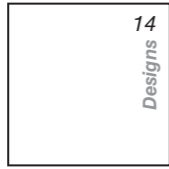
Gray
NCS S 3500-N

Adz Antislip
ORIGIN

TEXT R_c NR V2



FORMATS




61x61 / 24"x24"
Adz M 24 ∇ -20




30x120,5 / 12"x48"
Adz M 33 ∇ -20

Disponible en Silver y Sand
Available in Silver and Sand
Disponible dans Silver et Sand



Origin Sand
61x61 / 24"x24"
Adz M 24 ∇ -20



Origin Silver
61x61 / 24"x24"
Adz M 24 ∇ -20

TECHNICAL SPECIFICATIONS

CUMPLE	0,1%	110 / 130	45 / 60	RESISTE	RESISTE	RESISTE	UA*	C5	C3 / R11 ADZ DCOF >0,42

*Evitar el contacto con disoluciones ácidas. *Avoid any contact with acid solutions.
*Évitez tout contact avec des solutions acides.



TAU

Floor tile Origin Tan 30x120,5 (20MM)



Floor tile Origin Silver 61x61 (20MM)



Sienna
NCS S 1505-Y30R



Umber
NCS S 2010-Y20R



Gray
NCS S 3005-G80Y



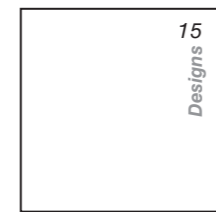
Black
NCS S 8500-N

Adz Antislip

TERRACINA

TXT R_c V3

FORMATS



75,5x75,5 / 30"x30"
Adz M 31 \neq 20



60x120 / 24"x48"
Adz M 33 \neq 20


TERRACINA SIENA 15 DESIGNS 75,5x75,5



TECHNICAL SPECIFICATIONS



*Evitar el contacto con disoluciones ácidas. *Avoid any contact with acid solutions.
*Évitez tout contact avec des solutions acides.



Wall tile Marsala Umber 20x120 Dc Terracina White 22,3x22,3. Floor tile Terracina Sienna 75,5x75,5 (20MM)

CARACTERÍSTICAS

CHARACTERISTICS
CARACTÉRISTIQUES

DURABILIDAD SIN LÍMITES
ENDURING WITHOUT LIMITS
DURABILITÉ SANS LIMITES



Resistente a los productos químicos, productos de limpieza y reactivos de piscinas.

Resistant to chemical and cleaning products, and to pool products.

Résistante aux produits chimiques, aux produits de nettoyage et aux réactifs pour piscines.



Fácil mantenimiento y fácil limpieza

Easy cleaning and care

Résistante au gel



Resistente a las heladas

Resistant to frost

Facilité d'entretien et de nettoyage



Resistente al musgo y a los insectos

Resistant to moss and insects.

Résistante aux mousses et aux insectes

10mm

20mm

Soluciones integrales en cerámica para exterior

VENTAJAS

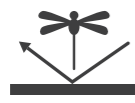
ADVANTAGES AVANTAGES



Es fácil de mantener y se limpia con facilidad

Easy cleaning and care

Elle est facile à entretenir et à nettoyer



Resiste al musgo y a los insectos

Resistant to moss and insects

Résistante aux mousses et aux insectes



Permite una instalación rápida y sencilla

Quick and easy installation

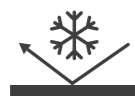
Permet une installation simple et rapide



Es impermeable

Waterproof

Elle est imperméable



Resistente heladas

Resistant to frost

Résistante au gel



Es muy resistente a la rotura

Resistant to breakage

Elle est très résistante à la rupture



Inalterable a la luz solar

Unalterable to the sunlight

Inaltérable au soleil



Es incombustible

Fireproof

Elle est incombustible



Se ofrece también en espesor inferior, para su uso en interior, lo que permite la total Continuidad Estética entre interior y exterior

You can find it in regular thickness, for indoors use, which allows total Aesthetic Continuity between interior and exterior

Elle est également proposée en une épaisseur inférieure, pour un usage à l'intérieur, ce qui permet une continuité esthétique totale entre l'intérieur et l'extérieur



Es más ligera, tiene un espesor homogéneo y viene perfectamente calibrada

It is lighter, has homogeneous thickness and comes perfectly calibrated

Elle est plus légère, présente une épaisseur homogène et est parfaitement calibrée



Resiste a los productos químicos, productos de limpieza y reactivos de piscinas

Resistant to chemical and cleaning products, and to pool products

Elle résiste aux produits chimiques, aux produits de nettoyage et aux réactifs pour piscines



Se complementa con una amplia gama de piezas especiales, que permiten solucionar cualquier detalle constructivo

Complemented with a wide range of special pieces, in order to solve any constructive detail

Elle est complétée par une large gamme de pièces spéciales, qui permettent de résoudre tous les détails de construction



La cerámica espesorada de TAU le ofrece múltiples ventajas respecto a otros materiales que se han utilizado tradicionalmente en exterior.

20 mm thick porcelain stoneware of TAU offers multiple advantages over other traditionally used materials for outdoors.

La céramique épaissie de TAU vous offre de nombreux avantages par rapport à d'autres matériaux traditionnellement utilisés à l'extérieur.

USOS

USES APPLICATIONS

La absoluta versatilidad de la cerámica espesorada de TAU, permite su utilización en cualquier espacio exterior, tanto de dominio público como privado.

The absolute versatility of 20 mm thick porcelain stoneware of TAU, allows its use in any outdoor place, both in public and private domains.

La polyvalence absolue de la céramique épaissie de TAU lui permet d'être utilisée dans tous les espaces extérieurs, qu'ils soient publics ou privés.



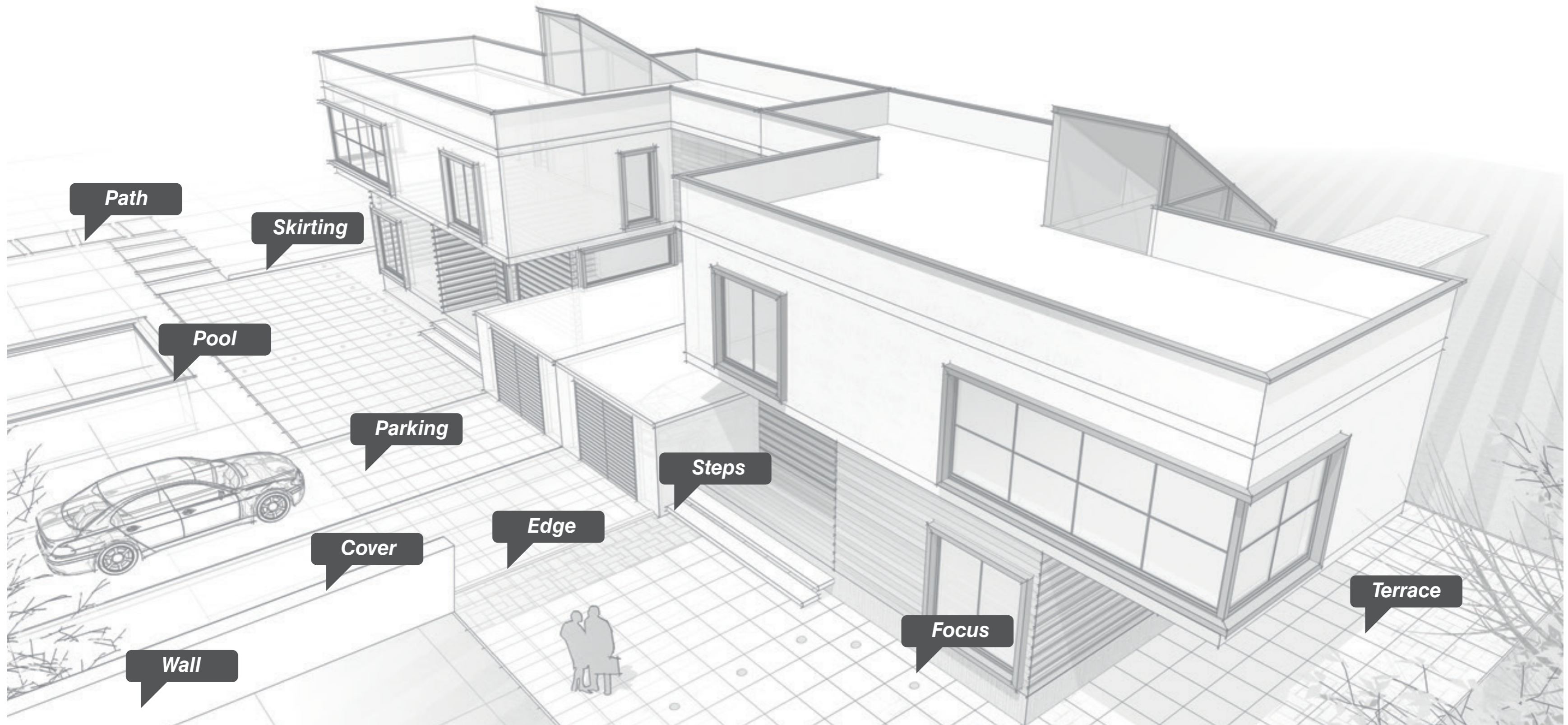
UTILIZACIÓN

UTILIZATION / UTILISATION

Viviendas	Parques y Plazas	Caminos
Housing	Parks and public squares	Paths
Logements	Parcs et places	Chemins
Hoteles	Aparcamientos	Piscinas
Hotels	Parking spaces	Pools
Hôtels	Parkings	Piscines
Balnearios	Jardines	Terrazas y patios
Spa	Gardens	Terraces and yards
Stations balnéaires	Jardins	Terrasses et cours
Playas	Porches y galerías	Escaleras exteriores
Beach	Porchs and galleries	Outdoorstairs
Plages	Vérandas et galeries	Escaliers extérieurs

SOLUCIONES INTEGRALES EN CERÁMICA PARA EXTERIOR

INTEGRAL CERAMIC SOLUTIONS FOR OUTDOOR
SOLUTIONS INTÉGRALES EN CÉRAMIQUE POUR L'EXTÉRIEUR



COLOCACIÓN TRADICIONAL

TRADITIONAL SETTING / POSE CLASSIQUE

Es el sistema adhesivo clásico, en el que las losas se pegan con el método del doble encolado, con adhesivos cementosos.

It is the ideal system for pavements with vehicular traffic: parking zones, access roads, paths, ramps, etc. In traditional setting method, always use the floating and buttering method, with cementitious adhesives.

C'est le système idéal pour les sols avec circulation de véhicules : aires de stationnement, routes d'accès, chemins, rampes, etc. Il s'agit du système adhésif classique, où les dalles sont collées avec des ciments-colles selon la méthode du double encollage.

COLOCACIÓN DE LOSAS:

Preparar convenientemente el fondo, realizando una colada de hormigón de 20 cm sobre unos 10 cm de grava. A continuación, pegar las losas con doble encolado, con un adhesivo cementoso mejorado (clase C2S2 según EN 12004).

TILE DESIGN:

Let the bottom layer conveniently prepared, by a concrete casting of 20 cm upon 10 cm of gravel. Next, set the tile using the floating and buttering method, with cementitious adhesive for outdoor (C2S2 type according to EN 12004).

POSE DES CARREAUX:

Bien préparer le fond, en procédant à une coulée de béton de 20 cm sur environ 10 cm de gravier. Coller ensuite les dalles avec un double encollage en utilisant un ciment-colle amélioré (classe C2S2 selon la norme EN 12004).

JUNTAS:

Recomendamos una junta mínima entre losas, de 5 mm de ancho y el rejuntado con morteros cementosos mejorados (clase CG1 según EN 13888). Asimismo, deberán preverse las juntas de dilatación necesarias, en función de la superficie y geometría del pavimento.

JOINTS:

We recommend a minimum 5 mm joint between tiles, and the grout with improved cementitious adhesives (CG1 type according to EN 13888). Likewise, the necessary expansion joints must be provided, depending on the surface and geometry of the pavement.

JOINTS:

Nous recommandons un joint minimum entre les carreaux d'une largeur de 5 mm et un rejointoyage avec du mortier-ciment amélioré (classe CG1 selon la norme EN 13888). Les joints de dilatation nécessaires seront prévus, en fonction de la surface et de la géométrie du plancher.



SOBREELEVADO

RAISED FLOOR / PLANCHER SURÉLEVÉ

En este sistema, las losas cerámicas descansan sobre unos soportes o plots de PVC, por lo que entre la base rígida y el pavimento sobreelevado queda un hueco o cámara. Es el sistema idóneo para dotar al pavimento de una elevada resistencia mecánica con el mínimo peso. No en vano, este sistema sustituye al consistente en pegar dos piezas entre sí, que se utilizaba con anterioridad y cuyo principal inconveniente era su excesivo peso.

In this system, the ceramic tiles rest on PVC supports or plots, so that between the rigid bottom and the raised floor there is a hole or air chamber. It is the ideal system to give the pavement a high mechanical resistance with the minimum weight. This system replaces the one consisting of gluing two tiles together, which was used previously and whose main drawback was its excessive weight.

Dans ce système, les dalles céramiques reposent sur des supports ou des plots en PVC, de sorte qu'il reste un espace ou une chambre entre la base rigide et le plancher surélevé. C'est le système idéal pour donner au plancher une grande résistance mécanique avec un poids minimum. Ce n'est pas un hasard si ce système remplace celui utilisé auparavant qui consistait à coller deux pièces ensemble, dont le principal inconvénient était son poids excessif.

COTAS INFERIORES A 3CM


Para obras donde sus características requieran una altura mínima de suelo acabado, el espesor de esa pieza, junto a los soportes no regulables y apilables entre sí, permite conseguir una altura hasta ahora inviable, llegando incluso a cotas inferiores a 3 cm.

POSE DU CARRELAGE

In cases where it is necessary the minimum height to the top of porcelain, its slim thickness with the non adjustable and stackable 1 and 2 cm supports, allows to get a minimum height non possible until now, making possible heights lower than 3cm.

COTES INFÉRIEURES À 3 CM

Pour les ouvrages dont les caractéristiques exigent une hauteur minimale du sol fini, l'épaisseur de cette pièce, ainsi que les supports de 1 et 2 cm non réglables qui peuvent être empilés, permettent d'atteindre une hauteur qui était jusqu'à présent impossible, avec des cotes inférieures à 3 cm.



EN SECO

ARENA / DRY SAND / SABLE À SEC

COLOCACIÓN SOBRE ARENA

Para su colocación sobre arena, asegúrese de disponer de un estrato estable de arena de, como mínimo, 8-10 cm de espesor. Nivele bien el sustrato y, a continuación, coloque las losas cerámicas según el diseño y geometría deseados.

SETTING ON SAND

In cases where it is necessary the minimum height to the top of porcelain, its slim thickness with the non adjustable and stackable 1 and 2 cm supports, allows to get a minimum height non possible until now, making possible heights lower than 3cm.

PLACEMENT SUR SABLE

Pour la pose sur le sable, assurez-vous d'avoir une couche stable de sable de, au moins, 8-10 cm d'épaisseur. Nivelez soigneusement le substrat et puis, poser les carreaux selon le design et géométrie désiré.



CESPED / DRY GRASS / SEC PELOUSE

COLOCACIÓN SOBRE CESPED

Para la colocación de losas cerámicas sobre césped, se recomienda recortar el césped bajo cada una de las losas y sustituirlo por un estrato estable y nivelado de grava de unos 3-4 cm de profundidad, sobre el que podrá dejar caer las piezas.

SETTING ON GRASS

For its setting onto grass, it is recommended to cut the grass under each tile and replace it for a stable and level gravel stratum of 3-4 cm thickness, on which you can drop the pieces.

PLACEMENT SUR PELOUSE

Pour la pose de carreaux de céramique sur de la pelouse, il est recommandé de couper le gazon sous chacun des carreaux et de le remplacer par une couche stable et plane de gravier d'environ 3-4 cm de profondeur, sur laquelle on peut laisser tomber les pièces.S



GRAVA / DRY GRAVEL / SEC GRAVIER

COLOCACIÓN SOBRE GRAVA

Para la colocación de nuestras piezas cerámicas espesoradas sobre grava, asegúrese de tener una superficie estable y nivelada de grava. Si el estrato de grava es de granulometría excesiva (a partir de 3 cm), se recomienda extender una capa de grava de granulometría inferior, de 8 a 0,5 mm, y de unos 5 cm de espesor.

SETTING ON GRAVEL

For the setting of our 20 mm thick porcelain stoneware onto gravel, make sure you have a stable and leveled gravel surface. If the gravel stratum is of excessive granulometry (from 3 cm thickness), it is recommended to extend an inferior particle size layer of gravel, from 8 to 0,5 mm, and about 5 cm thickness.

PLACEMENT SUR GRAVIER

Pour la pose des carreaux sur la pelouse, Il est recommandé de couper la pelouse sous chaque pièce et de le remplacer par une couche stable et nivelée de gravier de 3-4 cm d'épaisseur, sur laquelle vous pouvez déposer les dalles.




TAU
cerámica

Mosaics

MOSAICOS / MOSAICS / MOSAÏQUES



SQR



(5x5)




TRIS



HEX




MOSAICS




HELIX 290x290mm
Teselas 23x48 y 23x23 mm.

Sassari / Fidenza




DUO 280x280mm
Teselas 27x27 y 23x23 mm.

Terracina




SQR 280x280mm ± 6
Teselas 33x33 mm.

Varenna / Alpi
Essenziale / Baranello
Grum / Materia




(3,2x3,2) 300x300mm
Teselas 32x32 mm.

Varenna / Fidenza
Baranello / Sassari / Castrovillari




TC 300x300mm
Teselas 23x23 mm.

Altamura / Crotone / Legend
Dozza / Litium




(2,5x7) 300x300mm
Teselas 25x70 mm.

Corten / Kemberg
Oristan / Cosmopolita




(5x5) 300x300mm
Teselas 50x50 mm.

Forever / Emporio Calacatta
Metal / Devon / Castrovillari
Fidenza / Palomastone / Belcastel




LONGER 300x300mm
Teselas 70x70 mm.

Roadstone



(7x7) 300x300mm
Teselas 70x70 mm.


Tisse / Emporio / Torano
Soapstone / Varese




(10x10) 300x300mm
Teselas 100x100 mm.

Tisse / Emporio / Torano
Soapstone / Varese


MOSAICS



3D 295x340mm
Fidenza / Castrovillari




HEX 325x225mm
Metal




AUREA 249,5x280,4mm
Teselas 48,3x33,3 mm.

Varenna / Alpi / Essenziale
Grum / Materia / Palomastone




STONE 327x803mm
Teselas 73x48 mm., 48x25,5, 98x98mm.

Wornstone




YSE 300x300mm
Oristán



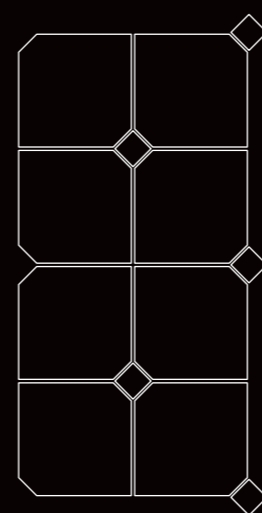
LEGNO 220x220mm
Teselas 147,5x72,5 y 36x36 mm.

Oristano / Marsala / Forever
Ragusa / Diluca / Origin
Loire / Eternal / Bohars
Mainstone




DAM 254x254mm
Teselas 23x23 y de 74x74 mm.

Terracina




MARMI 200x400mm
Teselas 23x23 y 96x96 mm.

Altamura / Legend
Baranello / Crotone / Litium



R+Q 300x300mm
Teselas 48x48 mm.

Fidenza / Terracina



TRIS 300x300mm
Teselas 57x57x57 mm.

Castrovillari / Sassari / Devon

396

Special Pieces

399

Special Pieces Outdoor

400

Packing List

402

Technical Specifications

404

Recomendations

TAU
cerámica

Technical Features

CARACTERÍSTICAS TÉCNICAS

SPECIAL PIECES

PIEZAS ESPECIALES / SPECIAL PIECES / PIÈCES SPÉCIALES

PRODUCTO - FORMATO
PRODUCT - FORMAT
PRODUIT - FORMAT

75x75
37,5x75

60x60
30x60
15x60*

45x45

45x90

90x90

25x100

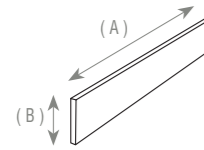
20x120

23x120

75x150

60x120
120x120

RODAPÍE
ROMO
ROUND
SKIRTING
PLINTHE
BORD
ARRONDI



9x75 P7
(A) 75 cm
(B) 9 cm

9x60 P6
(A) 60 cm
(B) 9 cm

9x90 P12
(A) 90 cm
(B) 9 cm

9x45 P2
(A) 45 cm
(B) 9 cm

9x90 P12
(A) 90 cm
(B) 9 cm

8x100 P6
(A) 100 cm
(B) 8 cm

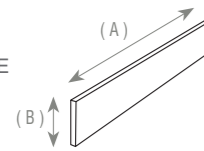
9x120 P16
(A) 120 cm
(B) 9 cm

9x120 P10
(A) 120 cm
(B) 9 cm

9x75 P11
(A) 75 cm
(B) 9 cm

9x120 P16
(A) 120 cm
(B) 9 cm

RODAPÍE
CORTADO
SHARP EDGE
SKIRTING
PLINTHE
DROITE



9x75 P6
(A) 75 cm
(B) 9 cm

9x60 P5
(A) 60 cm
(B) 9 cm

9x45 P2
(A) 45 cm
(B) 9 cm

No disponible
Not available
Non disponible

No disponible
Not available
Non disponible

No disponible
Not available
Non disponible

No disponible
Not available
Non disponible

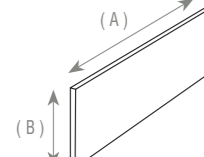
No disponible
Not available
Non disponible

No disponible
Not available
Non disponible

No disponible
Not available
Non disponible

No disponible
Not available
Non disponible

TABICA /
CONTRA-
HUELLA
RISER
CONTRE
ARCHE



15x75 P11
(A) 75 cm
(B) 15 cm

15x60 P10
(A) 60 cm
(B) 15 cm

15x45 P6
(A) 45 cm
(B) 15 cm

No disponible
Not available
Non disponible

No disponible
Not available
Non disponible

No disponible
Not available
Non disponible

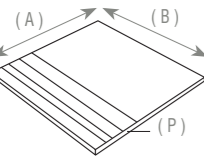
No disponible
Not available
Non disponible

No disponible
Not available
Non disponible

No disponible
Not available
Non disponible

No disponible
Not available
Non disponible

PELDAÑO
STEP
MARCHE



30x75 P24
(A) 30 cm
(B) 75 cm
(P) 0,2 cm

30x60 P19
(A) 30 cm
(B) 60 cm
(P) 0,2 cm

30x45 P12
(A) 30 cm
(B) 45 cm
(P) 0,2 cm

30x90 P25
(A) 30 cm
(B) 90 cm
(P) 0,2 cm

30x90 P23
(A) 30 cm
(B) 90 cm
(P) 0,2 cm

25x100 P19
(A) 25 cm
(B) 100 cm
(P) 0,2 cm

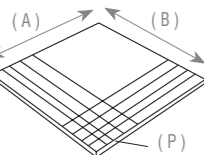
20x120 P27
(A) 20 cm
(B) 120 cm
(P) 0,2 cm

23x120 P19
(A) 23 cm
(B) 120 cm
(P) 0,2 cm

No disponible
Not available
Non disponible

30x120 P27
(A) 30 cm
(B) 120 cm

ÁNGULO
ANGLE
ANGLE



30x30 P25
(A) 30 cm
(B) 30 cm
(P) 0,2 cm

30x30 P24
(A) 30 cm
(B) 30 cm
(P) 0,2 cm

30x30 P19
(A) 30 cm
(B) 30 cm
(P) 0,2 cm

30x30 P26
(A) 30 cm
(B) 30 cm
(P) 0,2 cm

30x30 P26
(A) 30 cm
(B) 30 cm
(P) 0,2 cm

25x25 P18
(A) 25 cm
(B) 25 cm
(P) 0,2 cm

20x20 P26
(A) 20 cm
(B) 20 cm
(P) 0,2 cm

23x23 P19
(A) 23 cm
(B) 23 cm
(P) 0,2 cm

No disponible
Not available
Non disponible

30x30 P26
(A) 30 cm
(B) 30 cm

PRODUCTO - FORMATO
PRODUCT - FORMAT
PRODUIT - FORMAT

30x30

40x40

25x150

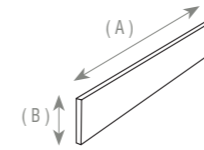
75x150

22,5x180

30x180

90x180

RODAPÍE
ROMO
ROUND
SKIRTING
PLINTHE
BORD
ARRONDI



9x30 P2
(A) 30 cm
(B) 9 cm

9x40 P2
(A) 40 cm
(B) 9 cm

9x75 P11
(A) 75 cm
(B) 9 cm

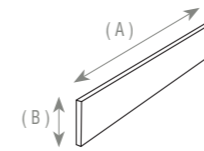
9x75 P11
(A) 75 cm
(B) 9 cm

9x90 P13
(A) 180 cm
(B) 9 cm

9x90 P13
(A) 90 cm
(B) 9 cm

9x90 P13
(A) 90 cm
(B) 9 cm

RODAPÍE
CORTADO
SHARP EDGE
SKIRTING
PLINTHE
DROITE



No disponible
Not available
Non disponible

No disponible
Not available
Non disponible

No disponible
Not available
Non disponible

No disponible
Not available
Non disponible

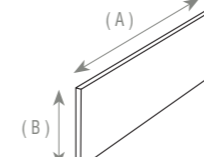
No disponible
Not available
Non disponible

No disponible
Not available
Non disponible

No disponible
Not available
Non disponible

No disponible
Not available
Non disponible

TABICA /
CONTRA-
HUELLA
RISER
CONTRE-
MARCHE



No disponible
Not available
Non disponible

No disponible
Not available
Non disponible

No disponible
Not available
Non disponible

No disponible
Not available
Non disponible

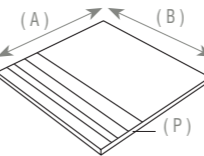
No disponible
Not available
Non disponible

No disponible
Not available
Non disponible

No disponible
Not available
Non disponible

No disponible
Not available
Non disponible

PELDAÑO
STEP
MARCHE



30x30 P11
(A) 30 cm
(B) 30 cm
(P) 0,2 cm

30x40 P14
(A) 30 cm
(B) 40 cm
(P) 0,2 cm

25x150 P23
(A) 25 cm
(B) 150 cm
(P) 0,2 cm

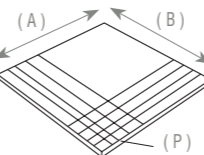
30x150 P33
(A) 30 cm
(B) 150 cm
(P) 0,2 cm

22,5x180 P27
(A) 30 cm
(B) 90 cm
(P) 0,2 cm

30x180 P29
(A) 30 cm
(B) 180 cm
(P) 0,2 cm

30x180 P43
(A) 30 cm
(B) 180 cm
(P) 0,2 cm

ÁNGULO
ANGLE
ANGLE



30x30 P16
(A) 30 cm
(B) 30 cm
(P) 0,2 cm

30x40 P17
(A) 30 cm
(B) 40 cm
(P) 0,2 cm

25x25 P21
(A) 25 cm
(B) 25 cm
(P) 0,2 cm

30x30 P34
(A) 30 cm
(B) 30 cm
(P) 0,2 cm

22,5x22,5 P30
(A) 22,5 cm
(B) 22,5 cm
(P) 0,2 cm

30x30 P31
(A) 30 cm
(B) 30 cm
(P) 0,2 cm

30x30 P43
(A) 30 cm
(B) 30 cm
(P) 0,2 cm

*PIEZAS CON FORMATO 15x60 SOLO DISPONIBLE RODAPÍE ROMO.

*PIECES WITH FORMAT 15x60 ONLY AVAILABLE RODAPÍE ROMO.

PIECES AU FORMAT 15x60 UNIQUEMENT DISPONIBLE PLINTHE BORD ARRONDI.

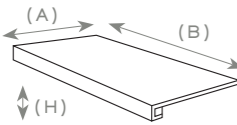
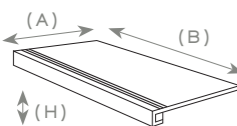
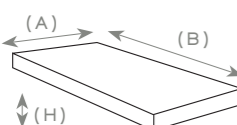
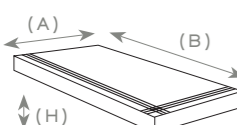
PIEZAS ESPECIALES DISPONIBLES PARA TODAS NUESTRAS SERIES DE PORCELÁNICO TÉCNICO O DE MASA COLOREADA.
 PARA NUESTRAS SERIES DE PORCELÁNICO ESMALTADO, CONSULTAR DISPONIBILIDAD.


SPECIAL PIECES AVAILABLE FOR ALL OUR TECHNICAL OR COLOURED BODY PORCELAIN COLLECTIONS.
 CHECK AVAILABILITY FOR OUR GLAZED PORCELAIN COLLECTIONS.

PIÈCES SPÉCIALES DISPONIBLES POUR TOUTES NOS SÉRIES DE GRÈS PORCELAINÉ TECHNIQUE OU DE MASSE COLORÉE.
 POUR NOS SÉRIES DE GRÈS PORCELAINÉ ÉMAILLÉ, CONSULTER DISPONIBILITÉ.

SPECIAL PIECES

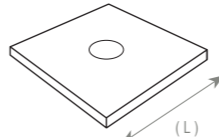
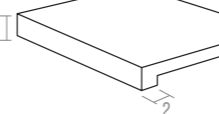
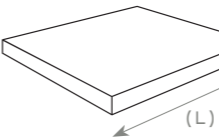
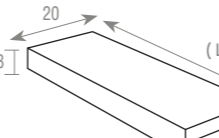
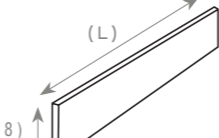
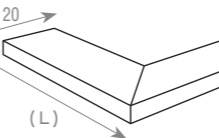
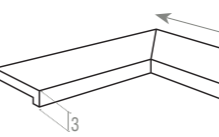
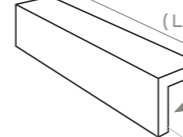
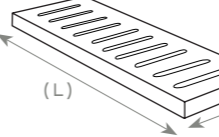
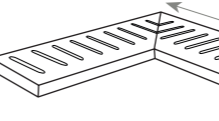
PIEZAS ESPECIALES / SPECIAL PIECES / PIÈCES SPÉCIALES

PRODUCTO - FORMATO PRODUCT - FORMAT PRODUIT - FORMAT	75x75 37,5x75	60x60 30x60	90x90 45x90 45x45	20x120	25x100	60x120	75x150 25x150	90x180 30x180 22,5x180
GRADONE GRADONE GRADONE 	30x75 P40 (A) 30 cm (B) 75 cm (H) 3 cm	30x60 P33 (A) 30 cm (B) 60 cm (H) 3 cm	30x90 P44 (A) 30 cm (B) 90 cm (H) 3 cm	20x120 P46 (A) 20 cm (B) 120 cm (H) 3 cm	25x100 P44 (A) 25 cm (B) 100 cm (H) 3 cm	30x120 P46 (A) 30 cm (B) 120 cm (H) 3 cm	30x150 P48 (A) 30 cm (B) 150 cm (H) 3 cm	30x180 P49 (A) 30 cm (B) 180 cm (H) 3 cm
GRADONE RANURADO GROOVED GRADONE GRADONE RAINURÉ 	30x75 P40 (A) 30 cm (B) 75 cm (H) 3 cm	30x60 P33 (A) 30 cm (B) 60 cm (H) 3 cm	30x90 P44 (A) 30 cm (B) 90 cm (H) 3 cm	20x120 P46 (A) 20 cm (B) 120 cm (H) 3 cm	25x100 P44 (A) 20 cm (B) 100 cm (H) 3 cm	30x120 P46 (A) 30 cm (B) 120 cm (H) 3 cm	30x150 P48 (A) 30 cm (B) 150 cm (H) 3 cm	30x180 P49 (A) 30 cm (B) 180 cm (H) 3 cm
GRADONE ÁNGULO ANGLE GRADONE GRADONE ANGLE 	30x75 P45 (A) 30 cm (B) 75 cm (H) 3 cm	30x60 P43 (A) 30 cm (B) 60 cm (H) 3 cm	30x90 P47 (A) 30 cm (B) 90 cm (H) 3 cm	20x120 P48 (A) 20 cm (B) 120 cm (H) 3 cm	25x100 P46 (A) 25 cm (B) 100 cm (H) 3 cm	30x120 P48 (A) 30 cm (B) 120 cm (H) 3 cm	30x150 P49 (A) 30 cm (B) 150 cm (H) 3 cm	30x180 P49 (A) 30 cm (B) 180 cm (H) 3 cm
GRADONE ÁNGULO RANURADO GROOVED ANGLE GRADONE GRADONE ANGLE RAINURÉ 	30x75 P45 (A) 30 cm (B) 75 cm (H) 3 cm	30x60 P43 (A) 30 cm (B) 60 cm (H) 3 cm	30x90 P47 (A) 30 cm (B) 90 cm (H) 3 cm	20x120 P48 (A) 20 cm (B) 120 cm (H) 3 cm	25x100 P46 (A) 25 cm (B) 100 cm (H) 3 cm	30x120 P48 (A) 30 cm (B) 120 cm (H) 3 cm	30x150 P49 (A) 30 cm (B) 150 cm (H) 3 cm	30x180 P49 (A) 30 cm (B) 180 cm (H) 3 cm



SPECIAL PIECES OUTDOOR

PIEZAS ESPECIALES EXTERIOR / SPECIAL PIECES OUTDOOR / PIÈCES SPÉCIALES EXTÉRIEUR

PRODUCTO - FORMATO PRODUCT - FORMAT PRODUIT - FORMAT	61x61	75,5x75,5	30x120,5	60x120	60,5x60,5
FOCO SPOTLIGHT LxL SPOT LxL 	P 28	P 33	P 30	P 45	P 35
TOP TREAD LxL SPOT LxL 	P 43	P 46	P 48	P 49	P 46
DOBLE TOP CORNER EDGE TREAD LxL DOUBLE COIN SUPÉRIEUR LxL 	P 48	P 49	P 49	P 50	P 49
BORDE 3 EDGE 3 20xL BORD 3 20xL 	P 41	P 44	P 48	P 49	P 44
BORDE 3 EDGE 3 20xL BORD 3 20xL 	P 17	P 19	P 25	P 37	P 19
BORDE ÁNGULO EXTERIOR 20xL OUTSIDE CORNER EDGE 20xL BORD ANGLE EXTÉRIEUR 20xL 	P 48	P 49	P 49	P 50	P 49
BORDE ÁNGULO INTERIOR 20xL INSIDE CORNER EDGE 20xL BORD ANGLE INTÉRIEUR 20xL 	P 48	P 49	P 49	P 50	P 49
BORDE 15 EDGE 15 10x15xL BORD 15 10x15xL 	P 44	P 46	P 48	P 49	P 44
REJILLA GRILLE 20xL GRILLE 20xL 	P 41	P 44	P 48	P 49	P 44
REJILLA ÁNGULO CORNER GRILLE 20xL GRILLE ANGLE 20xL 	P 48	P 49	P 49	P 50	P 49

PORCELÁNICO PORCELAIN								
Tipo de caja Box type Type de caisse	Formato Format Format	Espesor(mm) Thickness Épaisseur	Piezas / caja Pieces / box Pièces / boîte	m²/caja Sq.mt. / box m²/ boîte	Cajas/palet Boxes / pallet Boîtes / palette	m²/palet Sq.mt. / pallet m²/ palette	Kg/caja Kg / box Kg / boîte	Kg/palet Kg / pallet Kg / palette
Caja convencional Standard box Caisse conventionnelle	9x30	9,5	40	1,08	48	51,84	25	1220
	9x90	10,5	11	0,89	54	48,06	21	1154
	15x60	9,5	11	1	60	60,00	20,55	1253
	15x120	10,5	1	0,18	240	43,20	4,40	1076
	11,2x22,4	10	26	0,65	98	63,70	13,20	1313,60
	33,3x33,3	8	16	1,44	60	86,40	26	1580
	30,3x61,3	9	7	1,30	40	52,00	26,00	1060
	30x60 CORTEN	9	7	1,26	40	50,40	24,10	984
	30x60	9,5	6	1,08	48	51,84	24,00	1172
	60x60	9,5	4	1,44	30	43,20	30,00	920
	60,8x60,8	9,5	4	1,48	30	44,40	31	950
	45x45	9,5	6	1,22	52	63,44	25,28	1361,6
	45x90	11	3	1,21	44	53,24	28,70	1282,80
	37,5x75	10,5	6	1,69	32	54,08	41,00	1332
	75x75	10,5	3	1,69	30	50,70	41,20	1256
	25x100 FOREVER	8,6	6	1,50	28	42	28,5	818
	25x100	8,6	6	1,50	36	54	28	1028
	25x150	10,5	4	1,5	40	60	35	1430
	20x120	10,5	6	1,44	44	63,36	32	1428
	23x120	9,5	5	1,38	45	62,10	29,5	1347,5
60x120	10,5	2	1,44	32	46,08	34	1113	
90x90	10,5	2	1,62	27	43,74	42	1164	
120x120	10,7	1	1,44	36	51,84	38,40	1422,40	
75x150	10,5	1	1,13	40	45,2	28	1184	
22,5x180	11,5	3	1,21	40	48,40	34	1420	
30x180	11,5	3	1,62	30	48,60	45	1410	
90x180	11,5	1	1,62	24	38,88	45,50	1152	
Tipo de caja Box type Type de caisse	Formato Format Format	Espesor(mm) Thickness Épaisseur	Piezas / caja Pieces / box Pièces / boîte	m²/caja Sq.mt. / box m²/ boîte	Cajas/palet Boxes / pallet Boîtes / palette	m²/palet Sq.mt. / pallet m²/ palette	Kg/caja Kg / box Kg / boîte	Kg/palet Kg / pallet Kg / palette
Caja convencional Standard box Caisse conventionnelle	60,5x60,5	20	2	0,73	30	21,9	32,8	1004
	61x61	20	2	0,74	30	22,2	33	1010
	75,5x75,5	20	1	0,57	45	25,65	27,40	1238,50
	90x90	20	1	0,81	30	24,30	40,9	1257
	30x120,5	20	2	0,72	30	21,6	32,8	1004
	60x120	20	1	0,72	32	23,04	34,5	1124

PORCELÁNICO PORCELAIN								
Tipo de caja Box type Type de caisse	Formato Format Format	Espesor (mm) Thickness Épaisseur	Altura cajón (cm) Box height Hauteur caisse	Peso neto cajón(Kg) Net Weight box Poids net caisse	Nº máx. alturas apilables No. max. stackable heights Nº max. hauteurs empilables	Piezas / cajón Pieces / box Pièces / caisse	m²/cajón Sq.mt. / box m²/ caisse	Kg/cajón Kg/ box Kg / caisse
Cajón Horizontal Horizontal Box Caisse horizontale (325x117 cm)	100x300	3+	26	65	6	20	60	545
Tipo de caja Box type Type de caisse	Formato Format Format	Espesor (mm) Thickness Épaisseur	Altura cajón (cm) Box height Hauteur caisse	Peso neto cajón(Kg) Net Weight box Poids net caisse	Nº máx. alturas apilables No. max. stackable heights Nº max. hauteurs empilables	Piezas / cajón Pieces / box Pièces / caisse	m²/cajón Sq.mt. / box m²/ caisse	Kg/cajón Kg/ box Kg / caisse
Cajón Horizontal Horizontal Box Caisse horizontale (264x136 cm)	120x240	6	40	100	5	20	57,6	1019
	120x260	6	40	96	5	20	62,4	1050

Nº cajas 20´ Nº boxes 20´ Nº boîtes 20´ - 10 / 12 (in high cube containers) Nº cajas 40´ Nº boxes 40´ Nº boîtes 20´ - 20 / 24 (in high cube containers)

Peldaños de tratamiento C2/C3 sobre el acabado natural supondrán un incremento de precio.
Consulte condiciones. Este tratamiento puede producir cambio de color en las tonalidades oscuras.

Steps with C2/C3 antislip rating for Nat finish will suppose a price increase.

Check conditions. This process may generate shade variation in dark colours.

Les marches traitées C2/C3 sur la finition naturelle impliqueront une augmentation du prix. Consultez les conditions.

Ce traitement peut produire un changement de couleur dans les tons foncés.

PEQUEÑOS FORMATOS SMALL SIZES								
Tipo de caja Box type Type de caisse	Formato Format Format	Espesor(mm) Thickness Épaisseur	Piezas / caja Pieces / box Pièces / boîte	m²/caja Sq.mt. / box m²/ boîte	Cajas/palet Boxes / pallet Boîtes / palette	m²/palet Sq.mt. / pallet m²/ palette	Kg/caja Kg / box Kg / boîte	Kg/palet Kg / pallet Kg / palette
Caja convencional Standard box Caisse conventionnelle	○ 22,3x22,3	10	20	1,00	45,00	45,00	22,50	1032,50
	○ 19,8x22,8	10	24	0,84	48,00	40,32	17,40	884
	○ 25,8x29	10	18	1,00	48,00	48,00	22,50	1100,0
	○ 8,5x35	10	28	0,85	80,00	68,00	16,00	1300,0
	□ 16,3x51,7 EDRA	11	13	1,10	55,00	60,50	23,50	1312,5
	□ 16,3x51,7 HERA	13,5	10	0,84	55	46,20	20,00	1120
	○ 20x24	10	25	0,92	60	55,20	17,33	1059,8

PIEZAS ESPECIALES SPECIAL PIECES					
Formato Format Format	Piezas / caja Pieces / box Pièces / boîte	Kg/caja Kg / box Kg / boîte	Formato Format Format	Piezas / caja Pieces / box Pièces / boîte	Kg/caja Kg / box Kg / boîte
8x100	13	20,8	9x45 (90)	9	81
9x120	10	28	9x45	22	19,36
9x90	11	21	9x60	18	22,14
9x30	46	24,8	9x60 (61,3)	22	24,6
9x40	31	22,5	9x75	10	17

TECHNICAL SPECIFICATIONS

ESPECIFICACIONES TÉCNICAS / TECHNICAL SPECIFICATIONS / CARACTÉRISTIQUES TECHNIQUES

PORCELÁNICO ESMALTADO GLAZED PORCELAIN GRÈS PORCELAINÉ ÉMAILLÉ

GRUPO BIa (GL) Absorción de agua < 0,5% GROUP BIa (GL) Water absorption < 0,5% GROUPE BIa (GL) Absorption d'eau < 0,5 %	NORMAS DE ENSAYO STANDARD NORMES D'ESSAI STANDARD	VALORES PRESCRITOS NORMA EN 14411 VALUE REQUIRED BY EN 14411 STANDARD VALEURS PRESCRITES NORME EN 14411	VALOR MEDIO AVERAGE VALUE VALEUR MOYENNE
Características dimensionales Dimensional features / Caractéristiques dimensionnelles Caractéristiques dimensionnelles	ISO 10545-2		Cumple la norma Conforms to standard
Absorción de agua Water absorption Absorption d'eau	ISO 10545-3	< 0,5%	0,1%
Resistencia a la flexión Modulus of rupture Fuerza de rotura Résistance à la flexion	ISO 10545-4	> 35 N / mm ² > 1300 N	45 - 60 N/ mm ² 1800 - 2500 N
Resistencia a la abrasión superficial Resistance to surface abrasion Résistance à l'abrasion de surface	ISO 10545-7	Clase indicada por el fabricante Abrasion class indicated by the manufacturer Classe indiquée par le fabricant	Según Modelos According to models Selon les modèles
Dilatación térmica lineal Linear thermal expansion Dilatation thermique linéaire	ISO 10545-8	Método de ensayo disponible Test method available Méthode d'essai disponible	<7,0 x 10 ⁻⁶ °C ⁻¹
Resistencia al choque térmico Thermal shock resistance Résistance au choc thermique	ISO 10545-9	Método de ensayo disponible Test method available Méthode d'essai disponible	Resiste Resists Résiste
Resistencia al cuarteo Crazing resistance Résistance aux cassures	ISO 10545-11	Exigida Required Exigée	Resiste Resists Résiste
Resistencia a la helada / Frost resistance Résistance au gel /	ISO 10545-12	Método de ensayo disponible Test method available Méthode d'essai disponible	Resiste Resists Résiste
Resistencia química Chemical resistance Résistance chimique	ISO 10545-13	Ácidos y bases Acids and bases Productos de limpieza y reactivos de piscinas Cleaning products and pool reactive agents Acides et bases Produits de nettoyage et réactifs pour piscines	Método de ensayo disponible Test method available Mínimo GB Minimum GB Méthode d'essai disponible Minimum GB Cumple la norma Conforms to standard Clase GA Class GA Conforme à la norme Classe GA
Resistencia a las manchas Resistance to stains Résistance aux taches	ISO 10545-14	Mínimo clase 3 Minimum class 3 Minimum classe 3	Cumple la norma Conforms to standard Conforme à la norme
Resistencia al deslizamiento Slip Resistance Résistance au glissement	DIN 51130 UNE-ENV 12633 ASTM C 1028		Según Modelos According to models Selon modèles Selon les modèles

TAU

PORCELÁNICO MASA COLOREADA COLOURED BODY PORCELAIN GRÈS PORCELAINÉ MASSE COLORÉE

GRUPO BIa (GL) Absorción de agua < 0,5% GROUP BIa (GL) Water absorption < 0,5% GROUPE BIa (GL) Absorption d'eau < 0,5 %	NORMAS DE ENSAYO STANDARD NORMES D'ESSAI STANDARD	VALORES PRESCRITOS NORMA EN 14411 VALUE REQUIRED BY EN 14411 STANDARD VALEURS PRESCRITES NORME EN 14411	VALOR MEDIO AVERAGE VALUE VALEUR MOYENNE
Características dimensionales Dimensional features / Caractéristiques dimensionnelles Caractéristiques dimensionnelles	ISO 10545-2		Cumple la norma Conforms to standard
Absorción de agua Water absorption Absorption d'eau	ISO 10545-3	< 0,5%	0,1%
Resistencia a la flexión Modulus of rupture Fuerza de rotura Résistance à la flexion	ISO 10545-4	> 35 N / mm ² > 1300 N	45 - 60 N/ mm ² 1800 - 2500 N
Resistencia a la abrasión profunda (mm ³) Resistance to deep abrasion Résistance à l'abrasion profonde	ISO 10545-6	Máx. 175 mm ³	110 - 130 mm ³
Dilatación térmica lineal Linear thermal expansion Dilatation thermique linéaire	ISO 10545-8	Método de ensayo disponible Test method available Méthode d'essai disponible	<7,0 x 10 ⁻⁶ °C ⁻¹
Resistencia al choque térmico Thermal shock resistance Résistance au choc thermique	ISO 10545-9	Método de ensayo disponible Test method available Méthode d'essai disponible	Resiste Resists Résiste
Resistencia a la helada / Frost resistance Résistance au gel /	ISO 10545-12	Método de ensayo disponible Test method available Méthode d'essai disponible	Resiste Resists Résiste
Resistencia química Chemical resistance Résistance chimique	ISO 10545-13	Ácidos y bases Acids and bases Productos de limpieza y reactivos de piscinas Cleaning products and pool reactive agents Acides et bases Produits de nettoyage et réactifs pour piscines	Método de ensayo disponible Test method available Mínimo UB Minimum UB Méthode d'essai disponible Minimum UB Cumple la norma Conforms to standard Clase UA Class UA Conforme à la norme Classe UA
Resistencia a las manchas Resistance to stains Résistance aux taches	ISO 10545-14	Mínimo clase 3 Minimum class 3 Minimum classe 3	Cumple la norma Conforms to standard Conforme à la norme
Resistencia al deslizamiento Slip Resistance Résistance au glissement	DIN 51130 UNE-ENV 12633 ASTM C 1028		Según Modelos According to models Selon modèles Selon les modèles

TAU

cerámica

ALMACENAMIENTO

1 Para garantizar las características de su acabado, el producto suministrado debe mantenerse en su embalaje original hasta el momento de la colocación.

2 Es conveniente evitar el contacto directo con sol y lluvia. Un embalaje deteriorado puede ocasionar algunos desperfectos en las piezas, como roturas, despuntados o manchas difíciles de eliminar.

3 Si el producto va a permanecer almacenado durante un largo período es conveniente hacerlo bajo cubierta.

WAREHOUSING

1 In order to guarantee the characteristics of the finish the product must be kept in its original packaging until the time of fixing.

2 Deterioration in packaging may result in imperfections in the product such as cracking, pitting and staining.

3 If the product is likely to be stored for a long period of time it should be suitably covered

STOCKAGE

1 Afin de garantir les caractéristiques de la finition du produit, celui-ci doit être conservé dans son emballage d'origine jusqu'à son installation.

2 Il convient d'éviter tout contact direct avec le soleil et la pluie. Un emballage endommagé peut causer certains dégâts aux pièces, tels que des cassures, des épointements ou des taches difficiles à enlever.

3 Si le produit doit rester stocké pendant une longue période, il est préférable de le garder sous toiture.

RECOMENDACIONES DE COLOCACIÓN

1Aconsejamos la colocación de nuestro material cerámico por parte de personal cualificado, con experiencia demostrada y con posesión de las herramientas y útiles necesarios y adecuados para la colocación.

2 El soporte a revestir debe reunir condiciones adecuadas de rigidez, planeidad, limpieza e impermeabilidad y ser compatible químicamente con el material de agarre a utilizar.

3 En caso de reposición sobre material cerámico preexistente, es conveniente prever elementos que garanticen la adherencia del nuevo recubrimiento.

4 Deberán respetarse en todo caso las juntas estructurales previstas y plantear cuantas juntas de dilatación y perimetrales resulten necesarias y, en cualquier caso, las que resulten exigibles desde el punto de vista normativo.

5 Deberá utilizarse un material de agarre adecuado al tipo de cerámica a colocar. En el caso de Porcelánico, deberá emplearse un material de agarre adecuado a la baja porosidad de este producto. En cualquier caso, se utilizarán materiales de agarre y rejuntado con adecuada elasticidad y altas prestaciones técnicas, mecánicas y químicas.

RECOMMENDATIONS FOR LAYING

1 We recommend that our ceramic tiles should only be laid by qualified professionals with proven experience and in possession of the appropriate tools and equipment for the task.

2 The surface to be tiled must be rigid, flat, clean and impermeable; it should also be chemically compatible with the adhesive material, mortar etc., to be used to lay the tiles.

3 If the new tiles are going to be laid on existing ceramic tiles, elements should be incorporated to ensure that the new covering bonds properly.

4 In every case, all planned structural joints must be taken into account.

Include as many expansion and perimeter joints as necessary; in any event, such joints required by current norms and standards must be incorporated.

5 The type of adhesive used must be suitable for the type of ceramic tile to be laid. The low porosity of porcelain tile requires that the adhesive used must be suitable for this type of material. In all cases the adhesives and grouts used must be sufficiently elastic, and have high quality technical, mechanical and chemical specifications.

RECOMMANDATIONS DE POSE

1 Nous vous conseillons de faire installer notre matériau céramique par du personnel qualifié justifiant d'une expérience éprouvée et possédant les outils et équipements nécessaires et appropriés pour la pose.

2 Le support à revêtir doit répondre à des conditions adéquates de rigidité, de planéité, de propreté et d'étanchéité et être chimiquement compatible avec le matériau de fixation à utiliser.

3 En cas de pose sur un matériau céramique préexistant, il convient de prévoir des éléments qui garantissent l'adhérence du nouveau revêtement.

4 Les joints structuraux prévus doivent être respectés dans tous les cas. Par ailleurs, tous les joints de dilatation et périphériques nécessaires doivent être envisagés, et ceux exigés du point de vue réglementaire ne doivent pas être négligés.

5 Il faut utiliser un matériau de fixation adapté au type de céramique à poser. Dans le cas du grès porcelainé, un matériau de fixation approprié doit être utilisé en raison de la faible porosité de ce produit. En tout état de cause, il faut utiliser des matériaux de fixation et de rejointoyage présentant une élasticité adéquate et des performances techniques, mécaniques et chimiques élevées.

RECOMENDACIONES DE TRABADO

1 TAU recomienda no trabar a mitad de pieza los siguientes formatos: 30x60, 37,5x75, 30x120, 60x120 y 20x120.

2 En general, desaconsejamos la colocación trabada con un desplazamiento superior a 15 cm. En cualquier caso, el desplazamiento no debe ser superior al 25% de la longitud de la pieza.

RECOMMENDATIONS FOR LAYING PATTERNS

1 TAU recommends not laying half-piece brick bond patterns with the following formats: 30x60, 37,5x75, 30x120, 60x120 y 20x120.

2 In general, we do not recommend brick bond patterns with overlaps of more than 15 cm. In all cases, the overlap should be no more than 25% of the length of the piece.

RECOMMANDATIONS POUR LA POSE EN DÉCALÉ

1 TAU recommande de ne pas poser en décalé à la moitié de la dalle les formats suivants : 30 x 60, 37,5 x 75, 30 x 120, 60 x 120 et 20 x 120.

2 Généralement, nous recommandons de ne pas poser les dalles décalées avec un déplacement de plus de 15 cm. Dans tous les cas, le déplacement ne doit pas dépasser 25 % de la longueur de la pièce.

RECOMENDACIONES DE LIMPIEZA.

1 Una vez concluida la tarea de rejuntado y tras la limpieza de éste, es importante respetar el tiempo de puesta en servicio del recubrimiento, es decir, no limpiar inmediatamente sino dejar secar la obra. Para la limpieza de puesta a punto del suelo cerámico aconsejamos esperar unos 5 días.

2 Se debe proteger el recubrimiento frente al agua y humedad en las primeras fases de maduración y endurecimiento de los materiales de agarre y rejuntado. Especialmente en exteriores y con riesgo de helada.

3 También es conveniente tomar medidas para evitar posibles agresiones mecánicas o químicas producidas por los trabajos posteriores de otros oficios o instalaciones con el fin de proteger la superficie de daños puntuales; por ello se recomienda cubrir el pavimento con cartón grueso o similar.

4 Para la limpieza final del recubrimiento se aconseja utilizar productos compatibles con la resistencia química de las piezas, así como evitar el uso de detergentes sólidos con partículas abrasivas o soluciones que contengan ácido fluorhídrico, pues este ácido ataca el esmalte y produce daños irreparables en la cerámica.

5 La cerámica proporciona un recubrimiento completamente funcional una vez superado el tiempo de maduración de los materiales y requiere muy poco mantenimiento, tan sólo la limpieza cotidiana con agua limpia

6 En caso de producirse manchas que no puedan ser totalmente eliminadas con un detergente convencional y que requieran la utilización de disolventes o limpiadores específicos, se recomienda consultar previamente la clase de resistencia química de la pieza.

7 Se aconseja no utilizar ceras, aceites o productos similares.

RECOMMENDATIONS FOR CLEANING

1 Once the tiles have been grouted and any excess grout cleaned off, it is important to wait the stipulated time before using the tiled surface; in other words, any cleaning should wait until the tiled surface is completely dry. We recommend waiting 5 days before cleaning in readiness for full use.

2 The newly tiled surface must be protected from water and damp while the adhesive and grouting materials are maturing and hardening. This is particularly important in outside spaces and areas where there is a risk of freezing.

3 Measures should also be taken to protect the newly tiled surface against mechanical or chemical damage resulting from subsequent work by other professionals or later installations. Damage can be prevented by covering the floor tiles with thick cardboard or similar material.

4 For the final cleaning of the tiled surface, the products used should be compatible with the chemical resistance of the tiles. Avoid solid detergents with abrasive particles and solutions containing hydrofluoric acid, which attacks the glaze and causes irreversible damage to the ceramic tile.

5 Ceramic products provide a completely functional, low-maintenance surface once the period has passed during which the adhesives used to lay the tiles have matured or hardened. Daily wiping over with clean water and a little alkaline-based detergent is sufficient. Do not use metal scrapers or abrasive scrubbers to clean the tiles.

6 In the case of stains that cannot be removed completely with regular detergents and that require specific solvents or cleaning products, the tile's chemical resistance properties should be consulted beforehand.

7 The use of waxes, oils or similar products is not recommended.

RECOMMANDATIONS DE NETTOYAGE

1 Une fois le rejointoyage terminé et après le nettoyage, il est important de respecter le délai de mise en service du revêtement, c'est-à-dire de ne pas nettoyer immédiatement mais de laisser le chantier sécher. Pour le nettoyage de finalisation du sol carrelé, nous recommandons d'attendre environ 5 jours.

2 Le revêtement doit être protégé de l'eau et de l'humidité au cours des premières étapes de la maturation et du durcissement des matériaux de fixation et de scellement. Surtout à l'extérieur et en cas de risque de gel.

3 Il est également conseillé de prendre des mesures pour éviter les éventuelles agressions mécaniques ou chimiques produites par les travaux ultérieurs d'autres métiers ou installations afin de protéger la surface contre des dommages ponctuel. Il est donc conseillé de recouvrir le sol avec du carton épais ou similaire.

4 Pour le nettoyage final du revêtement, il est conseillé d'utiliser des produits compatibles avec la résistance chimique des pièces, ainsi que d'éviter l'utilisation de détergents solides à base de particules abrasives ou des solutions contenant de l'acide fluorhydrique, car cet acide attaque l'émail et produit des dommages irréparables sur la céramique.

5 Une fois le temps de maturation des matériaux est dépassé, la céramique permet d'avoir un revêtement entièrement fonctionnel qui ne nécessite que très peu d'entretien. Il suffit de le nettoyer quotidiennement avec de l'eau propre à laquelle on peut ajouter un détergent à base alcaline. Ne pas utiliser de spatules métalliques ni d'éponges abrasives pour nettoyer le revêtement.

Consulte nuestros tutoriales en

See our tutorials at

Consultez nos tutoriels sur

www.tauceramica.com

6 Si des taches apparaissent et qu'elles ne peuvent pas être complètement éliminées avec du détergent classique, ce qui pousse à utiliser des solvants ou des nettoyeurs spéciaux, il est recommandé de vérifier au préalable la classe de résistance chimique de la pièce.

7 Il n'est pas conseillé d'utiliser des cires, des huiles ou d'autres produits similaires.

RECOMENDACIONES PARA LA LIMPIEZA DE DECORADOS Y PIEZAS ESPECIALES.

1 Debido a las características de los metales utilizados en la confección de estos productos, es suficiente utilizar una bayeta húmeda y jabón líquido neutro. Si la pieza llevara protección, no quitarla hasta que el producto esté colocado y limpio.

RECOMMENDATIONS FOR THE CLEANING OF DECORATIONS AND SPECIAL PIECES

1 Due to the characteristics of the metals used in the production of these pieces, only a damp cloth and neutral liquid soap are required to clean them. Any protective material should be left on the piece until it is fitted and clean.

RECOMMANDATIONS POUR LE NETTOYAGE DES PIÈCES DÉCORÉES ET SPÉCIALES

1 En raison des caractéristiques des métaux utilisés dans la fabrication de ces produits, il suffit d'utiliser un chiffon humide et du savon liquide neutre pour les nettoyer. Si la pièce est protégée, n'enlevez pas la protection avant que le produit ne soit en place et propre.

TAU

cerámica

DE Schauen Sie sich unsere Lernprogramme an, unter Sehr geehrter Kunde: Wir empfehlen Ihnen, eine Kopie dieser Informationen an die Personen weiterzugeben, an die Sie das Material der Marke TAU Cerámica liefern. Dieser kleine Extra-Aufwand wird Ihnen dadurch zugutekommen, dass mögliche Reklamationen Ihrer Kunden vermieden werden. Vielen Dank für Ihre Zusammenarbeit.

IT Consulta i nostri tutorial inCaro cliente: Le raccomandiamo di consegnare una copia di questo foglietto illustrativo ai clienti privati a cui fornisce i materiali del marchio TAU Cerámica. Questo piccolo sforzo sarà ricompensato da una minore incidenza di reclami da parte dei Suoi clienti. Molte grazie per la Sua collaborazione.

RU Смотрите наши обучающие видео на Уважаемый заказчик! Рекомендуем предоставить копию информации покупателям материала TAU Cerámica. Это небольшое усилие позволит Вам предотвратить потенциальные жалобы со стороны клиентов. Благодарим Вас за содействие.

LAGERUNG

1 die Oberflächeneigenschaften zu bewahren, muss das gelieferte Produkt solange in der Originalverpackung gelagert werden bis es verlegt wird.
2 Direkter Kontakt mit Sonne oder Regen sollte vermieden werden. Eine defekte Verpackung kann zu Mängeln, wie Brüchen, stumpfen Oberflächen oder schwer zu entfernenden Flecken, an den Teilen führen.
3 Wenn das Produkt längere Zeit gelagert werden soll, ist es ratsam, es unter Dach aufzubewahren.

STOCCAGGIO

1 Per garantire la conservazione delle caratteristiche delle finiture, il prodotto fornito deve essere conservato nel suo imballaggio originario fino al momento della posa.
2 È opportuno evitare il contatto diretto con sole e pioggia. Un imballaggio deteriorato può provocare danni ai componenti quali rotture, spuntature o macchie difficili da eliminare.
3 Se il prodotto è destinato a uno stoccaggio prolungato è conveniente che venga sistemato al coperto.

ХРАНЕНИЕ МАТЕРИАЛОВ

1 Для поддержания качества отделки поставляемых материалов, храните их в оригинальной упаковке до процесса укладки.
2 Рекомендуется избегать прямого воздействия солнечных лучей и дождя. Поврежденная упаковка может привести к возникновению таких дефектов, как поломка, затупление или трудно выводимые пятна.
3 В случае долгосрочного складирования, материалы должны храниться под навесом.

VERLEGEEMPFEHLUNGEN

1Sie unser keramisches Material von qualifizierten Fachleuten mit nachgewiesener Erfahrung und den notwendigen und geeigneten Werkzeugen für diese Arbeit verlegen.
2 Der zu verkleidende Untergrund muss entsprechend fest, eben, sauber, undurchlässig und chemisch mit dem zu verwendenden Haftmaterial kompatibel sein.
3 Bei einer Verlegung auf schon vorhandenem alten Keramikmaterial müssen Elemente vorgesehen werden, die die Haftung der neuen Keramikbeschichtung garantieren.
4 Es müssen in jedem Fall die vorgesehenen Strukturfugen eingehalten und so viele Dehnungs- und Umfangsfugen wie notwendig eingerichtet und unbedingt alle Fugen vorgesehen werden, die nach den Baubestimmungen erforderlich sind.
5 Es muss Haftmaterial eingesetzt werden, das für die Art der zu verlegenden Keramikfliesen geeignet ist. Im Falle von Porzellanplatten ist ein Haftmaterial zu verwenden, das für die geringe Porosität dieses Produkts geeignet ist. Es sind immer Haft- und Fugenmaterialien mit ausreichender Elastizität und hoher technischer, mechanischer und chemischer Leistungsfähigkeit einzusetzen.

RACCOMANDAZIONI PER LA POSA

1 È consigliabile che la posa del nostro materiale in ceramica venga eseguita da personale qualificato, con esperienza dimostrata e in possesso degli strumenti e attrezzi necessari e adeguati.
2 Il supporto da rivestire deve essere in possesso delle condizioni adeguate di rigidità, planarità, pulizia e impermeabilità, oltre a essere chimicamente compatibile con il materiale di presa che verrà utilizzato.
3 Il supporto da rivestire deve essere in possesso delle condizioni adeguate di rigidità, planarità, pulizia e impermeabilità, oltre a essere chimicamente compatibile con il materiale di presa che verrà utilizzato.

4 Dovranno essere sempre collocati i giunti strutturali previsti, si dovranno installare tutti i giunti di espansione e perimetrali necessari e, in ogni caso, provvedere a installare i giunti previsti per legge.
5 Bisognerà utilizzare il materiale di presa più idoneo al tipo di ceramica da collocare. Nel caso del gres porcellanato, bisognerà utilizzare un materiale di presa adeguato alla bassa porosità di questo prodotto. In ogni caso, dovranno essere utilizzati materiali di presa e giunzioni provvisti di idonea elasticità e dalle elevate prestazioni tecniche, meccaniche e chimiche.

РЕКОМЕНДАЦИИ ПО УКЛАДКЕ

1 Укладка керамической плитки должна осуществляться квалифицированным персоналом с подтвержденным рабочим опытом, обладающим надлежащими инструментами и оборудованием для укладки.
2 Подлежащая облицовке поверхность должна отвечать соответствующим условиям жесткости, плоскостности, чистоты и непроницаемости, а также быть химически совместимой с используемыми клеевыми растворами.
3 В случае укладки новой плитки на существующий керамический материал, рекомендуется предусмотреть факторы, гарантирующие надлежащую адгезию нового покрытия.
4 Необходимо обеспечить соблюдение предусмотренных укладочных швов, учитывая необходимые деформационные и периметральные швы, а также требования по швам согласно нормативным правилам.
5 Необходимо использовать клеевой раствор в соответствии с типом керамической плитки. В случае Керамогранита, пользуйтесь клеевым раствором, учитывая низкую пористость данного материала. В любом случае, используемые клеевые растворы и цементные затирки должны иметь достаточную эластичность и обладать высокими техническими, механическими и химическими свойствами.

RECOMENDACIONES DE TRABADO

1 TAU empfiehlt, die folgenden Formate nicht in der Mitte des Teils zu verbinden: 30 x 60, 37,5 x 75, 30 x 120, 60 x 120 und 20 x 120.
2 Im Allgemeinen raten wir von einer Verlegung mit einem Versatz über 15 cm ab. Auf keinen Fall darf der Versatz über 25 % der Teillänge betragen.

RACCOMANDAZIONI PER LA POSA A INCASTRO

1 TAU raccomanda di non lavorare a metà pezzo i seguenti formati: 30 x 60, 37,5 x 75, 30 x 120, 60 x 120 e 20 x 120.
2 In generale è sconsigliata la posa a incastro con uno scorrimento superiore ai 15 cm. Lo scorrimento, in ogni caso, non supererà mai il 25% della lunghezza del pezzo.

РЕКОМЕНДАЦИИ ПО УКЛАДКЕ В РАЗБЕЖКУ

1 TAU не рекомендует производить укладку в разбежку, смещая плитку на половину ее длины, в изделиях со следующими размерами: 30x60, 37,5x75, 30x120, 60x120 и 20x120.
2 При укладке в разбежку, рекомендуемая длина смещения не должна превышать 15 см. В любом случае, длина смещения не должна превышать 25% длины плитки.

RECOMENDACIONES DE LIMPIEZA.

1 Nach Abschluss der Verfugungsarbeiten und nach der Reinigung der Fugen, ist es wichtig, eine entsprechende Zeit zu warten, bevor die Fliesen genutzt werden können, das heißt, sie müssen zuerst richtig austrocknen bevor sie gereinigt werden können. Für die Abschlussreinigung des Keramikbodens sollte ungefähr 5 Tage gewartet werden.
2 Der Belag muss in der ersten Phase der Reifung und Aushärtung des Haft- und Fugenmaterials vor Wasser und Feuchtigkeit geschützt werden. Besonders in Außenbereichen und bei Gefahr von Frostbildung.
3 Es sollten auch Maßnahmen zur Vermeidung eventueller mechanischer oder chemischer Schäden aus späteren Arbeiten anderer Handwerker oder durch spätere Einbauten ergriffen werden, um die Oberfläche vor punktuellen Beschädigungen zu schützen; dazu ist eine Abdeckung des Bodens mit dickem Karton oder ähnlichem zu empfehlen.

4 Für die Abschlussreinigung des Belags sind Reinigungsmittel zu empfehlen, die mit der chemischen Widerstandsfähigkeit der Teile kompatibel sind, es muss darüber hinaus der Einsatz von Reinigungsmitteln in fester Form mit abrasiven Partikeln oder von Lösungen vermieden werden, die Fluorwasserstoff enthalten, diese Säure greift das Email an und führt zu irreparablen Schäden an der Keramik.

5 Keramik stellt einen absolut funktionalen Belag dar, wenn die Reifungszeit des Materials erreicht ist, und erfordert sehr geringe Pflege, sie muss bei der täglichen Reinigung nur mit einem sauberen Lappen und etwas alkalischem Reinigungsmittel abgewischt werden. Es dürfen für die Reinigung des Belags keine Metallspachtel oder Scheuerschwämme verwendet werden.

6 Sollten Flecken entstehen, die mit einem herkömmlichen Reinigungsmittel nicht vollständig zu beseitigen sind und bei denen Speziallösungsmittel oder -reinigungsmittel verwendet werden müssen, sollte unbedingt zuvor die chemische Widerstandsklasse des Teils erfragt werden.

RACCOMANDAZIONI PER LA PULIZIA

1 Una volta conclusi i lavori di giunzione e dopo la pulizia delle fughe, è importante rispettare i tempi di riposo del rivestimento, per cui sarà necessario lasciar asciugare prima di provvedere alla pulizia. Per la pulizia di messa a punto definitiva del pavimento in ceramica si consiglia di aspettare circa 5 giorni.
2 È necessario proteggere il rivestimento da acqua e umidità nelle prime fasi di maturazione e indurimento dei materiali di presa e giunzione. Va riservata particolare cura alle pose in esterni e quando c'è rischio di gelate.
3 È inoltre conveniente adottare delle precauzioni in modo da evitare possibili aggressioni meccaniche o chimiche provocate dai lavori posteriori di altri artigiani o per altre installazioni, allo scopo di proteggere la superficie da danni occasionali; si raccomanda pertanto di coprire il pavimento con cartone grosso o materiali simili.
4 Per la pulizia finale del rivestimento si consiglia di utilizzare prodotti compatibili con la resistenza chimica dei pezzi, nonché di evitare l'uso di detersi solidi con particelle abrasive o soluzioni che contengano acido fluoridrico, dato che questo acido attacca lo smalto e provoca danni irreparabili alla ceramica.
5 Il rivestimento in ceramica sarà totalmente funzionale una volta superato il tempo di maturazione dei materiali e richiede pochissima manutenzione; è sufficiente la pulizia quotidiana con acqua pulita a cui potrà essere aggiunto un detersivo a base alcalina. Non utilizzare spatole metalliche, né spugne abrasive per la pulizia del rivestimento.
6 Nel caso in cui comparissero delle macchie la cui rimozione con un detersivo convenzionale sia impossibile e che richiedano l'uso di solventi o detersigenti specifici, si raccomanda di consultare previamente la classe di resistenza chimica del materiale.
7 Si consiglia di non utilizzare cere, oli o prodotti simili.

EMPFEHLUNGEN

RACCOMANDAZIONI / РЕКОМЕНДАЦИИ

Schauen Sie sich unsere Tutorials unter an
Dai un'occhiata ai nostri tutorial su
Oзнакомьтесь с нашими руководствами по адресу
www.tauceramica.com

РЕКОМЕНДАЦИИ ПО ОЧИСТКЕ

1 После затирки швов и очистки от лишнего материала дайте поверхности высохнуть до начала эксплуатации в соответствии с предусмотренным для этого временем. Окончательную уборку керамического пола до ввода в эксплуатацию рекомендуется проводить через пять дней после затирки.
2 Облицовочное покрытие необходимо защитить от проникновения воды и влаги на начальной стадии созревания и затвердения клеевого раствора и затирки. В первую очередь это касается уличных поверхностей, подвергающихся воздействию отрицательных температур.
3 Также рекомендуется принять меры по предотвращению механических или химических воздействий, возникающих в результате проведения последующих работ по ремонту или монтажу, с целью защиты поверхности от специфических повреждений; для чего необходимо покрыть пол толстым картоном или аналогичным материалом.
4 Для окончательной очистки облицовочного покрытия рекомендуется использовать чистящие средства, совместимые с химической стойкостью облицовочного материала, а также избегать использования моющих средств с твердыми абразивными частицами или растворов, содержащих плавиковую кислоту, которые воздействуют на эмаль и приведут к непоправимым повреждениям керамического покрытия.
5 Полномасштабная эксплуатация керамического покрытия станет возможной сразу после надлежащего затвердения клеевого раствора; уход за покрытием требует минимальных усилий и состоит из ежедневной очистки с помощью чистой воды, в которую можно добавить моющее щелочное средство. Металлические шпатели и абразивные губки для очистки облицовки использовать запрещается.

6 При появлении пятен, которые трудно вывести с помощью обычного моющего средства, и которые требуют использования растворителей или специальных чистящих средств, необходимо предварительно ознакомиться с классом химической стойкости плитки.
7 Не рекомендуется использование средств с содержанием воска, масел и подобных им веществ.

EMPFEHLUNGEN FÜR DIE REINIGUNG VON SCHMUCKELEMENTEN UND SPEZIALTEILEN

1 Aufgrund der Eigenschaften, der bei der Gestaltung dieser Produkte verwendeten Metalle, genügt ein feuchter Wischlappen und flüssige Neutralseife. Wenn das Teil mit einer Schutzschicht versehen ist, diese nicht abnehmen bevor das Produkt verlegt und sauber ist.

RACCOMANDAZIONI PER LA PULIZIA DI DECORAZIONI ED ELEMENTI SPECIALI

1 Viste le caratteristiche dei metalli utilizzati nella confezione di questi prodotti, è sufficiente utilizzare un panno umido e sapone liquido neutro. Se il pezzo reca protezione, non toglierla fino a quando il prodotto sarà stato posato e pulito.

РЕКОМЕНДАЦИИ ПО ОЧИСТКЕ ДЕКОРАТИВНЫХ И СПЕЦИАЛЬНЫХ ЭЛЕМЕНТОВ

1 Ввиду специальных характеристик металлов, используемых в производстве данных изделий, достаточно использовать влажную тряпку и нейтральное жидкое мыло. Если изделие оснащено защитным элементом, не снимайте его до полной установки и очистки изделия.

TAU

cerámica

TAU aplica una política de continuo desarrollo de sus productos y se reserva el derecho a realizar cambios en los productos, colores, especificaciones técnicas, packings y códigos sin previo aviso.

TAU ha realizado un esfuerzo considerable para que toda la información sea adecuada en el momento de la publicación del catálogo. A causa de las limitaciones del proceso de impresión los colores reproducidos pueden sufrir ligeras variaciones con respecto al producto original. TAU informa que este catálogo tiene validez a nivel informativo y por tanto no se hace responsable de los posibles errores de impresión; reservándose el derecho de realizar modificaciones sin necesidad de preaviso.

TAU operates a policy of continuous development and reserves the right to make changes to its products, colours, engineering specifications, packaging and codes without prior notice.

TAU has taken every effort to ensure that the information contained in the catalogue is correct at the time of publication. Due to the limitations of the printing process, the colours reproduced may vary slightly from the original product.

TAU advises that this catalogue is only valid for information purposes and therefore does not accept responsibility for any possible printing errors.

La politique de TAU se base sur le développement continu de produits. L'entreprise se réserve donc le droit d'apporter des modifications aux produits, couleurs, spécifications techniques, emballages et codes sans préavis.

TAU a déployé des efforts considérables pour s'assurer de l'exactitude de toutes les informations au moment de la publication du catalogue. En raison des limites du procédé d'impression, les couleurs reproduites peuvent varier légèrement par rapport au produit original. TAU informe que ce catalogue est valable à titre informatif et n'accepte donc aucune responsabilité pour d'éventuelles erreurs d'impression ; elle se réserve le droit d'apporter des modifications sans préavis.

Carrer del Toll, 18 - Onda
12200 Castellón - ESPAÑA
+34 964 56 54 84
tau@tauceramica.com

www.tauceramica.com

EDICIÓN 2022